


Anx B – Work Completion Report

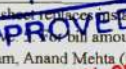
Company	AMTZ Medpolis Square 4554 Pvt.	Name of contractor	Simhaa Constructions	Sl. No. site bills reg.	15
Project/site	AMTZ 4554	Nature of work	RCC works up to PB	Dt. site bills reg.	02-05-2024
Block no.	4554	Work done from date	28-01-2024	M-codex bill ID.	
WO no.	20240318015	Work done to date	13-04-2024	WO issued ?	Yes
WO date	18-Mar-24	Contractor bill no.	9	GST bill required?	Yes

Sl. No.	Unit/floor no	Details of work	Qty	Units	Rate ID	Rate	Amount
1	Stilt-01	Construction-Pedestal-Shuttering--sqm	317.98	SQM.	RCC198	475.00	1,51,040.50
2	Stilt-01	Construction-Pedestal-Bar Bending--Ton	18.715	TON.	RCC199	8,750.00	1,63,756.25
3	Stilt-01	Construction-Pedestal-Concreting - Material--cum	75.22	CUM.	RCC189	4,933.00	3,71,060.26
4	Stilt-01	Construction-Pedestal-Concreting - Labour--cum	75.22	CUM.	RCC196	850.00	63,937.00
5	Stilt-01	Construction-Plinth Beam-Shuttering--sqm	246.37	SQM.	RCC198	475.00	1,17,025.75
6	Stilt-01	Construction-Plinth Beam-Bar Bending--Ton	6.547	TON.	RCC202	8,750.00	57,286.25
7	Stilt-01	Construction-Plinth Beam-Concreting - Material--cum	36.78	CUM.	RCC189	4,933.00	1,81,435.74
8	Stilt-01	Construction-Plinth Beam-Concreting - Labour--cum	36.78	CUM.	RCC196	850.00	31,263.00
9	Stilt-01	Construction-Strip beam PCC-Concreting-Labour--cum	4.82	CUM.	RCC188	565.00	2,723.30
10	Stilt-01	Construction-Plinth beam PCC-Concreting-Material--cum	4.82	CUM.	RCC192	3,956.00	19,067.92
Total							11,05,541.75
Add GST @						18.00%	1,98,997.52
Total Amount incl. Taxes							13,04,539.27

Remarks:

Approved by project manager	Approved by QS team	Approved by Director/E&D team
Sign: 	Sign:	Sign:
Date: 10 MAY 2024	Date:	Date:

Notes: 1. This sheet requires installation report and advice for credit to contractors. 2. This word form must be typed. 3. Use this form even if work order is not issued. 4. Attach measurement and estimate sheets only if required i.e., details cannot be entered. 5. For bill amount greater than 10k QS manager and directors approval is required. 6. For bill amount less than 10k any QS team member may sign and in place of director sign of respective E&D member to be taken. 7. Director include - Soham, Anand Mehta (for GHT + GMR), Sachin (for Vivopolis), B. anand Kumar (for NGH + NRK). 8. Entry of rate ID is mandatory. 9. This sheet must be sent within 2 working days of work completion (with or without contractors bill). 10. Contractors to send scanned copy of bill to site and QS by email. 11. Contractors must submit original bills at HO (can be sent by courier).


APPROVED BY

10 MAY 2024
Srinivasan.R
Project Manager

MEASUREMENT SHEET									
Company Name:		AMTZ Medpolis Square 4554 Pvt. Ltd			Approved by:		Srinivasan R		
Project:		AMTZ 4554			Sign:				
Work Description :		RCC works up to PB			Work start date:		28-01-2024		
Contractor:		Simhaa Constructions			Work end date:		13-04-2024		
Prepared By:		P B Sivakumar			Date :		02-05-2024		
			A	B	C	D	E=AxBxCxD	F	G=Sum of E
S No.	Item Head	Item Description	Length	Width	Height	Nos.	Quantity	Units	Item Head Total
1	FORM WORK	Pedestal-Shuttering--sqm	1.000	1.000	1.000	1.000	317.98	SQM.	317.980
2	Rod bending	Pedestal-Bar Bending--Ton	1.000	1.000	1.000	1.000	18.715	TON.	18.715
3	Concrete	Pedestal-Concreting - Material--cum	1.000	1.000	1.000	1.000	75.22	CUM.	75.220
4	Labour	Pedestal-Concreting - Labour--cum	1.000	1.000	1.000	1.000	75.22	CUM.	75.220
5	FORM WORK	Plinth Beam-Shuttering--sqm	1.000	1.000	1.000	1.000	246.37	SQM.	246.370
6	Rod bending	Plinth Beam-Bar Bending--Ton	1.000	1.000	1.000	1.000	6.547	TON.	6.547
7	Concrete	Plinth Beam-Concreting - Material--c	1.000	1.000	1.000	1.000	36.78	CUM.	36.780
8	Labour	Plinth Beam-Concreting - Labour--cu	1.000	1.000	1.000	1.000	36.78	CUM.	36.780
9	Labour	Strip beam PCC-Concreting-Labour--	1.000	1.000	1.000	1.000	4.82	CUM.	4.820
10	Concrete	Plinth beam PCC-Concreting-Materia	1.000	1.000	1.000	1.000	4.82	CUM.	4.820
Note: Detailed bill submitted to QS									


APPROVED BY
10 MAY 2024
 Srinivasan.R
 Project Manager

Tax Invoice

e-Invoice

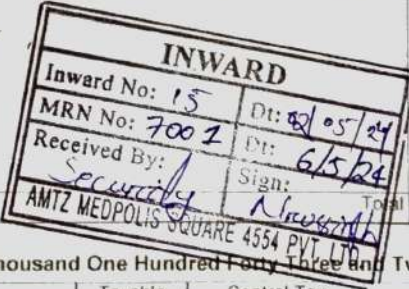


IRN 29d67f2a40d1425991b3ac01856147d13b57a68f9d2cc-294470509a4e646f38c
 Ack No 112420124009679
 Ack Date 1-May-24

Simhaa Constructions (2024-25) Plot No. 2, Block-B, Auto Nagar Visakhapatnam GSTIN/UIN: 37ABMFS6706L1ZJ State Name : Andhra Pradesh, Code : 37 E-Mail : simhaaconstructions@rediffmail.com Buyer (Bill to)		Invoice No. 9	Dated 30-Apr-24
AMTZ Medpolis Square 4554 Pvt. Ltd VM Steel Project Town Ship Sub Post Office Ground, Plot No. D1-56 HUB Building, AMTZ Campus, Pragathi Maidan, Visakhapatnam GSTIN/UIN : 37AAXCA5420G1ZG State Name : Andhra Pradesh, Code : 37		Delivery Note	Reference No. & Date. SC/AMS4554/RA04 dt. 30-Apr-24
		Buyer's Order No. 20240318015 ✓	Dated 18-Mar-24
		Dispatch Doc No.	Delivery Note Date
		Dispatched through	Destination

Sl No.	Particulars	HSN/SAC	Amount
1	Contract Receipts (2024-25) RA 04 for Civil Contract for RCC Works for the Project AMTZ Medpolis Square 4554 at AMTZ, Visakhapatnam (RCC Works upto Plinth Beam)	995415	11,58,595.97
	CGST - Output 9% SGST - Output 9%		1,04,273.64 1,04,273.64
	Total		₹ 13,67,143.25

MRN No. 20240507001
 Inward No. 15
 02/05/2024



Amount Chargeable (in words) **INR Thirteen Lakh Sixty Seven Thousand One Hundred Forty Three and Twenty Five paise Only** E & O E

HSN/SAC	Taxable Value	Central Tax		State Tax		Total
		Rate	Amount	Rate	Amount	
995415	11,58,595.97	9%	1,04,273.64	9%	1,04,273.64	2,08,547.28
	Total		1,04,273.64		1,04,273.64	2,08,547.28

Tax Amount (in words) **INR Two Lakh Eight Thousand Five Hundred Forty Seven and Twenty Eight paise Only**

Remarks: RA 04 for Civil Contract for RCC works for the Project AMTZ Medpolis Square 4554 at AMTZ, Visakhapatnam (RCC works upto Plinth Beam)

for Simhaa Constructions (2024-25)
 Authorised Signatory

This is a Computer Generated Invoice

For M/s. SIMHAA CONSTRUCTIONS

 (KAN RAJU)
 Managing Partner

Tax Invoice

e-Invoice



IRN : 29d67f2a40d1425991b3ac01856147d13b57a68f9d2cc-294470509a4e646f38c
 Ack No. : 112420124009679
 Ack Date : 1-May-24

Simhaa Constructions (2024-25) Plot No. 2, Block-B, Auto Nagar Visakhapatnam GSTIN/UIN: 37ABMFS6706L1ZJ State Name : Andhra Pradesh, Code : 37 E-Mail : simhaaconstructions@rediffmail.com	Invoice No.	Dated
	9	30-Apr-24
Buyer (Bill to) AMTZ Medpolis Square 4554 Pvt. Ltd VM Steel Project Town Ship Sub Post Office Ground, Plot No. D1-56, HUB Building, AMTZ Campus, Pragathi Maidan, Visakhapatnam GSTIN/UIN : 37AAXCA5420G1ZG State Name : Andhra Pradesh, Code : 37	Delivery Note	
	Reference No. & Date.	Other References
	SC/AMS4554/RA04 dt. 30-Apr-24	
	Buyer's Order No.	Dated
	20240318015	18-Mar-24
	Dispatch Doc No.	Delivery Note Date
	Dispatched through	Destination

SI No.	Particulars	HSN/SAC	Amount
1	Contract Receipts (2024-25) RA 04 for Civil Contract for RCC Works for the Project AMTZ Medpolis Square 4554 at AMTZ, Visakhapatnam (RCC Works Upto Plinth Beam)	995415	11,58,595.97
	CGST - Output 9%		1,04,273.64
	SGST - Output 9%		1,04,273.64
Total			₹ 13,67,143.25

Amount Chargeable (in words) E. & O.E

INR Thirteen Lakh Sixty Seven Thousand One Hundred Forty Three and Twenty Five paise Only

HSN/SAC	Taxable Value	Central Tax		State Tax		Total Tax Amount
		Rate	Amount	Rate	Amount	
995415	11,58,595.97	9%	1,04,273.64	9%	1,04,273.64	2,08,547.28
Total			1,04,273.64		1,04,273.64	2,08,547.28

Tax Amount (in words) : **INR Two Lakh Eight Thousand Five Hundred Forty Seven and Twenty Eight paise Only**

Remarks: RA 04 for Civil Contract for RCC works for the Project AMTZ Medpolis Square 4554 at AMTZ, Visakhapatnam (RCC works upto Plinth Beam)	for Simhaa Constructions (2024-25) Authorised Signatory
--	--

This is a Computer Generated Invoice

For M/s. SIMHAA CONSTRUCTIONS

(Handwritten Signature)
(KAN RAJU)
 Managing Partner

**Civil Contract for RCC works for the project AMTZ Medpolis Square 4554 at AMTZ,
Visakhapatnam**

RA - 04

SIMHAA CONSTRUCTIONS
Visakhapatnam

SIMHAA CONSTRUCTIONS
RA 04

DATE: 30.04.2024

Name of the work: Civil works for Construction of shed and building at AMTZ Medpolis Square 4554, Visakhapatnam.
P. O Number : 20240318015 on Dated 18.03.2024

" RCC Works up to Plinth Beam "

Sl. NO	Item Name	Uom	P.O Qty	Rate	QUANTITY		Total	Amount	
					up to Previous	This Bill Qty		Total Value of Work	up to Previous
1	Const-Rcc7205-Construction-Footings-Shuttering-Sqm: Footings + Raft	Sqm	1196	450	1,173.35		1,173.35	5,28,007.50	-
2	Const-Rcc2523-Construction-Footings-Barbending-Ton: Footings + Raft	Ton	149	8750	148.81		148.81	13,02,043.75	-
3	Const-Rcc2640-Construction-Footings-Concreting-Material - Cum: Footings + Raft	Cum	2575	4933	2,575.05		2,575.05	1,27,02,721.65	-
4	Const-Rcc5898-Construction-Footings-Concreting-Labour - Cum: Footings + Raft	Cum	2575	700	2,575.05		2,575.05	18,02,535.00	-
5	Const-Rcc7026-Construction-Pedestals-Shuttering - Sqm: Pedestals & SW	Sqm	314	475	-	317.98	317.98	1,51,040.50	1,51,040.50
6	Const-Rcc1365-Construction-Pedestals-Barbending - Ton: Pedestals & SW	Ton	59	8750	37.70	18.715	56.41	4,93,622.50	1,63,756.25
7	Const-Rcc6109-Construction-Pedestals-Concreting - Material - Cum: Pedestals & SW	Cum	74	4933	-	75.22	75.22	3,71,060.26	3,71,060.26
8	Const-Rcc2904-Construction-Pedestals-Concreting - Labour - Cum: Pedestals & SW	Cum	74	850	-	75.22	75.22	63,937.00	63,937.00

For M/s. SIMHAA CONSTRUCTIONS



(KAN RAJU)
Managing Partner

" RCC Works up to Plinth Beam "

SI. NO	Item Name	Uom	P.O Qty	Rate	QUANTITY			Amount		
					up to Previous	This Bill Qty	Total	Total Value of Work	up to Previous	Present Bill
9	Const-Rcc9699-Construction-Plinth Shuttering - Sqm: Plinth Beam	Sqm	246	475	-	246.37	246.37	1,17,025.75	-	1,17,025.75
10	Const-Rcc9699-Construction-Plinth Barbending - Ton: Plinth Beam	Ton	7	8750	-	6.547	6.55	57,286.25	-	57,286.25
11	Const-Rcc8316-Construction-Plinth Concreting - Material - Cum: Plinth Beam	Cum	36	4933	-	36.78	36.78	1,81,435.74	-	1,81,435.74
12	Const-Rcc3204-Construction-Plinth Concreting - Labour - Cum: Plinth Beam	Cum	36	850	-	36.78	36.78	31,263.00	-	31,263.00
13	Const-Rcc2795-Construction-Stripbeam Concreting - Labour - Cum: Plinth Beam	Cum	14	565	-	4.82	4.82	2,723.30	-	2,723.30
14	Const-Rcc2744-Construction-Footing Concreting - Labour - Cum: Footing + Raft	Cum	172	565	171.95	171.95	171.95	97,151.75	97,151.75	-
15	Const-Rcc6417-Construction-Footing Concreting - Material - Cum: Footing + Raft	Cum	172	3956	171.95	171.95	171.95	6,80,234.20	6,80,234.20	-
16	Const-Rcc7097-Construction-PlinthBeam Concreting - Material - Cum: Plinth Beam	Cum	14	3956	-	4.82	4.82	19,067.92	-	19,067.92
Total								18601156.07	1,74,42,560.10	1158595.97

Total Value of present Bill 11,58,595.97

Add GST @ 18% 2,08,547.27

Total 13,67,143.24

{ Amount In Words : Thirteen Lakhs Sixty Seven Thousand One Hundred Fourty Three Rupees Two Four Paise Only }

For M/s. SIMHAA CONSTRUCTIONS

(Signature)
(KAN RAJU)
Managing Partner

Name of Agency : M/s SIMHAA CONSTRUCTIONS

Project: AMTZ Medpolis Square 4554 Pvt.Ltd.

RA 04

Summary

S.No	Description	Unit	Qty	Sub Total	Remarks
1	PCC				
	Plinth Beams	Cum	4.820		
	Total		4.820		C/o to Abstract
2	Shuttering				
	Pedestals	Sqm	228.320	317.980	C/o to Abstract
	Shear Wall	Sqm	89.660		
	Plinth Beams	Sqm	246.370	246.370	C/o to Abstract
	Total		564.350		
3	Concrete				
	Pedestals	Cum	64.730	75.220	C/o to Abstract
	Shear Wall	Cum	10.490		
	Plinth Beams	Cum	36.780	36.780	C/o to Abstract
	Total		112.000		
3	Rod Bending				
	Plinth Beams	MT	6.547	6.547	C/o to Abstract
	Columns up to FFL	MT	18.715	18.715	C/o to Abstract
	Total		25.262		

For M/s. SIMHAA CONSTRUCTIONS


(KAN RAJU)
Managing Partner

Name of Agency : M/s SIMHAA CONSTRUCTIONS

Project: AMTZ Medpolis Square 4554 Pvt.Ltd.

Work Description :Pedestals RCC upto Plinth beam Top

RA-04

S.No	Grid	Column ID	Footing	Uom	Nos	L	W	D	Qty	Remarks
Pedestal RCC										
1	A/1	C4	F1	Cum	1	1.200	1.200	1.700	2.448	
2	B/1	C4	F2	Cum	1	1.200	1.200	1.450	2.088	
3	C/1	C4	F2	Cum	1	1.200	1.200	1.510	2.174	
4	D - E/1	C4	CF1	Cum	1	1.200	1.200	1.210	1.742	
		C1	CF1	Cum	1	0.450	0.450	1.210	0.245	
		C4	CF1	Cum	1	1.200	1.200	1.210	1.742	
5	A-B/2-3	C5	RF2	Cum	1	1.200	1.200	1.060	1.526	
		C5	RF2	Cum	1	1.200	1.200	1.060	1.526	
		C6	RF2	Cum	1	1.200	1.200	1.060	1.526	
		C5	RF2	Cum	1	1.200	1.200	1.060	1.526	
6	C/2	C5	F5	Cum	1	1.200	1.200	1.150	1.656	
7	D-E/2	C5	CF2	Cum	1	1.200	1.200	1.270	1.829	
		C1	CF2	Cum	1	0.450	0.450	1.270	0.257	
		C4	CF2	Cum	1	1.200	1.200	1.270	1.829	
8	C/3	C6	F5	Cum	1	1.200	1.200	1.100	1.584	
9	D-E/3	C6	CF2	Cum	1	1.200	1.200	1.470	2.117	
		C1	CF2	Cum	1	0.450	0.450	1.470	0.298	
		C5	CF2	Cum	1	1.200	1.200	1.470	2.117	
10	A/4	C4	F3	Cum	1	1.200	1.200	1.400	2.016	
11	B/4	C6	F6	Cum	1	1.200	1.200	0.880	1.267	
12	C/4	C6	F6	Cum	1	1.200	1.200	0.930	1.339	
13	D/4	C6	F6	Cum	1	1.200	1.200	0.950	1.368	
14	E/4	C4	F4	Cum	1	1.200	1.200	1.570	2.261	
15	A/5	C4	F3	Cum	1	1.200	1.200	1.420	2.045	
16	B/5	C6	F6	Cum	1	1.200	1.200	0.930	1.339	
17	C/5	C6	F6	Cum	1	1.200	1.200	0.940	1.354	
18	A/6	C4	F3	Cum	1	1.200	1.200	1.450	2.088	
19	B/6	C6	F6	Cum	1	1.200	1.200	1.000	1.440	
20	C/6	C6	F6	Cum	1	1.200	1.200	1.000	1.440	
21	D-E/5-6	C3	RF1	Cum	1	1.350	0.450	1.160	0.705	
		C6	RF1	Cum	1	1.200	1.200	1.160	1.670	
		C2	RF1	Cum	1	1.200	0.300	1.160	0.418	
		C2	RF1	Cum	1	1.200	0.300	1.160	0.418	
		C4	RF1	Cum	1	1.200	1.200	1.160	1.670	
		C2	RF1	Cum	1	1.200	0.300	1.160	0.418	
22	A/7	C5	F1	Cum	1	1.200	1.200	1.750	2.520	
23	B/7	C4	F2	Cum	1	1.200	1.200	1.550	2.232	
24	C/7	C4	F2	Cum	1	1.200	1.200	1.500	2.160	
25	D/7	C4	F2	Cum	1	1.200	1.200	1.470	2.117	
26	E/7	C5	F1	Cum	1	1.200	1.200	1.770	2.549	
Total					41				64.730 Cum	

S.No	Grid	Column ID	Footing	Uom	Nos	L	W	D	Qty	Remarks
Pedestal Shuttering										
1	A/1	C4	F1	Cum	1	1.200	1.200	1.700	8.160	
2	B/1	C4	F2	Cum	1	1.200	1.200	1.450	6.960	
3	C/1	C4	F2	Cum	1	1.200	1.200	1.510	7.248	

For M/s. SIMHAA CONSTRUCTIONS


(KAN RAJU)
 Managing Partner

4	D - E/1	C4	CF1	Cum	1	1.200	1.200	1.210	5.808
		C1	CF1	Cum	1	0.450	0.450	1.210	2.178
		C4	CF1	Cum	1	1.200	1.200	1.210	5.808
5	A-B/2-3	C5	RF2	Cum	1	1.200	1.200	1.060	5.088
		C5	RF2	Cum	1	1.200	1.200	1.060	5.088
		C6	RF2	Cum	1	1.200	1.200	1.060	5.088
		C5	RF2	Cum	1	1.200	1.200	1.060	5.088
6	C/2	C5	F5	Cum	1	1.200	1.200	1.150	5.520
7	D-E/2	C5	CF2	Cum	1	1.200	1.200	1.270	6.096
		C1	CF2	Cum	1	0.450	0.450	1.270	2.286
		C4	CF2	Cum	1	1.200	1.200	1.270	6.096
8	C/3	C6	F5	Cum	1	1.200	1.200	1.100	5.280
9	D-E/3	C6	CF2	Cum	1	1.200	1.200	1.470	7.056
		C1	CF2	Cum	1	0.450	0.450	1.470	2.646
		C5	CF2	Cum	1	1.200	1.200	1.470	7.056
10	A/4	C4	F3	Cum	1	1.200	1.200	1.400	6.720
11	B/4	C6	F6	Cum	1	1.200	1.200	0.880	4.224
12	C/4	C6	F6	Cum	1	1.200	1.200	0.930	4.464
13	D/4	C6	F6	Cum	1	1.200	1.200	0.950	4.560
14	E/4	C4	F4	Cum	1	1.200	1.200	1.570	7.536
15	A/5	C4	F3	Cum	1	1.200	1.200	1.420	6.816
16	B/5	C6	F6	Cum	1	1.200	1.200	0.930	4.464
17	C/5	C6	F6	Cum	1	1.200	1.200	0.940	4.512
18	A/6	C4	F3	Cum	1	1.200	1.200	1.450	6.960
19	B/6	C6	F6	Cum	1	1.200	1.200	1.000	4.800
20	C/6	C6	F6	Cum	1	1.200	1.200	1.000	4.800
21	D-E/5-6	C3	RF1	Cum	1	1.350	0.450	1.160	4.176
		C6	RF1	Cum	1	1.200	1.200	1.160	5.568
		C2	RF1	Cum	1	1.200	0.300	1.160	3.480
		C2	RF1	Cum	1	1.200	0.300	1.160	3.480
		C4	RF1	Cum	1	1.200	1.200	1.160	5.568
		C2	RF1	Cum	1	1.200	0.300	1.160	3.480
		C6	RF1	Cum	1	1.200	1.200	1.160	5.568
22	A/7	C5	F1	Cum	1	1.200	1.200	1.750	8.400
23	B/7	C4	F2	Cum	1	1.200	1.200	1.550	7.440
24	C/7	C4	F2	Cum	1	1.200	1.200	1.500	7.200
25	D/7	C4	F2	Cum	1	1.200	1.200	1.470	7.056
26	E/7	C5	F1	Cum	1	1.200	1.200	1.770	8.496
Total					41				228.320 Sqm

For M/s. SIMHAA CONSTRUCTIONS


KAN RAJU
Managing Partner

Name of Agency : M/s SIMHAA CONSTRUCTIONS

Project: AMTZ Medpolis Square 4554 Pvt.Ltd.

Work Description : Shear Wall - RCC & Shuttering

RA-04

Sl.No.	Footing	Description	UOM	Nos	L	W	D	Qty	Remarks
Shear wall RCC									
Height from PB top to Pcc Top : 11.050 - 8.305 = 2.745 M									
1		P1	Cum	1	3.400	0.300	1.160	1.183	
2		P2	Cum	1	3.000	0.200	1.160	0.696	
3	RF1	P3	Cum	1	3.400	0.300	1.160	1.183	
4		P4	Cum	1	4.200	0.200	1.160	0.974	
5		P5	Cum	1	4.200	0.200	1.160	0.974	
6		P6	Cum	1	3.400	0.200	1.060	0.721	
7		P7	Cum	1	3.000	0.200	1.060	0.636	
8	RF2	P8	Cum	1	3.400	0.300	1.060	1.081	
9		P9	Cum	1	4.200	0.200	1.060	0.890	
10		P10	Cum	1	4.200	0.200	1.060	0.890	
11		P11	Cum	1	3.975	0.300	1.060	1.264	
Total				11				10.490 Cum	

Sl.No.	Footing	Description	UOM	Nos	L	W	D	Qty	Remarks
Shear wall Shuttering									
1	RF1								
	Outer		Sqm	2	3.400		1.160	7.888	
			Sqm	2	4.800		1.160	11.136	
	Inner		Sqm	4	3.000		1.160	13.920	
			Sqm	4	2.000		1.160	9.280	
2	RF2								
	Outer		Sqm	2	3.400		1.060	7.208	
			Sqm	2	4.700		1.060	9.964	
	Inner		Sqm	4	3.000		1.060	12.720	
			Sqm	4	2.000		1.060	8.480	
3	P11		Sqm	1	3.975	0.300	1.060	9.063	
Total								89.660 Sqm	

For M/s. SIMHAA CONSTRUCTIONS


(KAN RAJU)
Managing Partner

Name of Agency : M/s SIMHAA CONSTRUCTIONS

Project: AMTZ Medpolis Square 4554 Pvt.Ltd.

Work Description : Plinth -Beam PCC

RA-04

S.No	Grid	Description	UOM	Nos	L	W	D	Qty	Remarks
Plinth Beam-PCC									
1	D.3(1) - (3)	PB2	Cum	1	18.500	0.450	0.100	0.833	
2	D.6 (5) - (6)	PB2	Cum	1	10.600	0.450	0.100	0.477	
3	D.3 (5)	PB2	Cum	1	1.600	0.450	0.100	0.072	
4	D5-6	PB2	Cum	1	8.575	0.450	0.100	0.386	
5	A.2 (2.1) -(3) &2.3-3	PB2	Cum	1	5.700	0.450	0.100	0.257	
6	(E-D.3)-2	PB2	Cum	1	5.100	0.450	0.100	0.230	
7	(A-B)-2	PB2	Cum	1	7.175	0.450	0.100	0.323	
8	2.1 (A.2) - A.1	PB2	Cum	1	3.500	0.450	0.100	0.158	
9	2.3 (A.2) - A.1	PB2	Cum	1	3.500	0.450	0.100	0.158	
10	(E - D.3)-3	PB2	Cum	1	5.100	0.450	0.100	0.230	
11	(A - B)-3	PB2	Cum	1	7.475	0.450	0.100	0.336	
12	(E-D.5)-5	PB2	Cum	1	2.350	0.450	0.100	0.106	
13	(D.6-D.3)-5	PB2	Cum	1	2.950	0.450	0.100	0.133	
14	(D.6-D.5)-5.2 (D-D.2)	PB2	Cum	3	0.750	0.450	0.100	0.101	
15	5.3-(D.6-D)	PB2	Cum	1	6.299	0.450	0.100	0.283	
16	6-(E-D)	PB2	Cum	1	7.475	0.450	0.100	0.336	
17	E7 - D7	PB3	Cum	1	11.550	0.350	0.100	0.404	
		Total			108.199			4.820 Cum	

For M/s. SIMHAA CONSTRUCTIONS


(KAN RAJU)
Managing Partner

Name of Agency : M/s SIMHAA CONSTRUCTIONS

Project: AMTZ Medpolis Square 4554 Pvt.Ltd.

Work Description : Plinth - RCC & Shuttering

RA-04

S.No	Grid	Description	UOM	Nos	L	W	D	Qty	Remarks
Plinth Beam-RCC									
1	E1 - E7	PB1	Cum	1	54.600	0.300	0.450	7.371	
2	D.3(1) - (3)	PB2	Cum	1	18.500	0.300	0.450	2.498	
3	D.6 (5) - (6)	PB2	Cum	1	10.600	0.300	0.450	1.431	
4	D.3 (5)	PB2	Cum	1	1.600	0.300	0.450	0.216	
5	D5-6	PB2	Cum	1	8.575	0.300	0.450	1.158	
6	A.2 (2.1) -(3) &2.3-3	PB2	Cum	1	5.700	0.300	0.450	0.770	
7	A1 - 7	PB1	Cum	1	49.900	0.300	0.450	6.737	
8	D.3 - A1	PB1	Cum	1	24.450	0.300	0.450	3.301	
	E1 - D.4	PB1A	Cum	1	5.100	0.450	0.450	1.033	
9	(E-D.3)-2	PB2	Cum	1	5.100	0.300	0.450	0.689	
10	(A-B)-2	PB2	Cum	1	7.175	0.300	0.450	0.969	
11	2.1 (A.2) - A.1	PB2	Cum	1	3.500	0.300	0.450	0.473	
12	2.3 (A.2) - A.1	PB2	Cum	1	3.500	0.300	0.450	0.473	
13	(E - D.3)-3	PB2	Cum	1	5.100	0.300	0.450	0.689	
14	(A - B)-3	PB2	Cum	1	7.475	0.300	0.450	1.009	
15	(E-D.5)-5	PB2	Cum	1	2.350	0.300	0.450	0.317	
16	(D.6-D.3)-5	PB2	Cum	1	2.950	0.300	0.450	0.398	
17	(D.6-D.5)-5.2 (D-D.2)	PB2	Cum	3	0.750	0.300	0.450	0.304	
18	5.3-(D.6-D)	PB2	Cum	1	6.299	0.300	0.450	0.850	
19	6-(E-D)	PB2	Cum	1	7.475	0.300	0.450	1.009	
20	E7 - A7	PB1	Cum	1	30.000	0.300	0.450	4.050	
21	E7 - D7	PB3	Cum	1	11.550	0.200	0.450	1.040	
		Total			272.249			36.780	Cum

For M/s. SIMHAA CONSTRUCTIONS

(KAN RAJU)
Managing Partner

Name of Agency : M/s SIMHAA CONSTRUCTIONS

Project: AMTZ Medpolis Square 4554 Pvt.Ltd.

Work Description : Plinth - RCC & Shuttering

Plinth Beam-Shuttering

S.No	Grid	Description	UOM	Nos	L	W	D	Qty	Remarks
1	E1 - E7	PB1	Cum	1	54.600	0.300	0.450	49.140	
2	D.3(1) - (3)	PB2	Cum	1	18.500	0.300	0.450	16.650	
3	D.6 (5) - (6)	PB2	Cum	1	10.600	0.300	0.450	9.540	
4	D.3 (5)	PB2	Cum	1	1.600	0.300	0.450	1.440	
5	D5-6	PB2	Cum	1	8.575	0.300	0.450	7.718	
6	A.2 (2.1) -(3)&2.3-3	PB2	Cum	1	5.700	0.300	0.450	5.130	
7	A1 - 7	PB1	Cum	1	49.900	0.300	0.450	44.910	
8	D.3 - A1	PB1	Cum	1	24.450	0.300	0.450	22.005	
	E1 - D.4	PB1A	Cum	1	5.100	0.450	0.450	4.590	
9	(E-D.3)-2	PB2	Cum	1	5.100	0.300	0.450	4.590	
10	(A-B)-2	PB2	Cum	1	7.175	0.300	0.450	6.458	
11	2.1 (A.2) - A.1	PB2	Cum	1	3.500	0.300	0.450	3.150	
12	2.3 (A.2) - A.1	PB2	Cum	1	3.500	0.300	0.450	3.150	
13	(E - D.3)-3	PB2	Cum	1	5.100	0.300	0.450	4.590	
14	(A - B)-3	PB2	Cum	1	7.475	0.300	0.450	6.728	
15	(E-D.5)-5	PB2	Cum	1	2.350	0.300	0.450	2.115	
16	(D.6-D.3)-5	PB2	Cum	1	2.950	0.300	0.450	2.655	
17	(D.6-D.5)-5.2 (D-D.2)	PB2	Cum	3	0.750	0.300	0.450	2.025	
18	5.3-(D.6-D)	PB2	Cum	1	6.299	0.300	0.450	5.669	
19	6-(E-D)	PB2	Cum	1	7.475	0.300	0.450	6.728	
20	E7 - A7	PB1	Cum	1	30.000	0.300	0.450	27.000	
21	E7 - D7	PB3	Cum	1	11.550	0.200	0.450	10.395	
		Total			272.249			246.370	Sqm

For M/s. SIMHAA CONSTRUCTIONS


(KAN RAJU)
Managing Partner

RA-04 BBS SCHEDULE-Plinth Beam (All dimension are in mm/m)																												
S.No	Member	Size			Bar Detail Particular Placing of Bar	Dia mm	Spacing Of Bar	Bend/ Dev-p Length (mm)	Cover	Overlap	Bar Shape				Cutting Length (ft)	No. of Bars No. of Mem bers	Total Length (ft)	Total Length with Dia. (m)										
		L (mm)	B (mm)	H (mm)							45°	90°	135°	180°				8.0	10.0	12.0	16.0	20.0	25.0	32.0				
7.1	PB1 A1-2.1	44700	300	450	Bot_Main	20		275	25	2640	2	90 degree bends	275	3	143.280	143.280												
												44650																
no.s	5	0	1		Top_Dist	20		275	25	2640	2	90 degree bends	275	3	143.280	143.280												
												44650																
Col.size	1200	450	300		Stirrups	10 mm	100				120			385	546.700	546.700												
												250																
8	PB1 E1-A1	36000	300	450	Bot_Main	20		275	25	1760	2	90 degree bends	275	3	114.540	114.540												
												35950																
no.s	5	1	0		Top_Dist	20		275	25	1760	2	90 degree bends	275	3	114.540	114.540												
												35950																
Col.size	1200	450	300		Stirrups	10 mm	100				120			245	347.900	347.900												
												250																
												400																
												400																
9	PB2 (E-D 3)-2	6750	300	450	Bot_Main	16		275	25	0	2	90 degree bends	275	3	21.558	21.558												
												6700																
no.s	1	1	0		Top_Dist	16		275	25	0	2	90 degree bends	275	3	21.558	21.558												
												6700																

RA-04 BBS SCHEDULE-Plinth Beam (All dimension are in mm/m)																											
S.No	Col.size	Member	Size			Bar Detail	Dia	Spacing Of Bar	Bend/ Devp Length (mm)	Cover	Overlap	Bar Shape			Total Length												
			L (mm)	B (mm)	H (mm)							45°	90°	135°		180°	Cutting Length (ft)	No. of Bars	Total Length with Dia. (m)								
			300	200		Stirrups	10 mm	150				400	10	20	30	40	1.420	24	34.080	8.0	10.0	12.0	16.0	20.0	25.0	32.0	
												250															
13		PB2 (E-D 3)-3	6750	300	450	Bot_Mian	16		275	25	0	275	16	32	48	64	7.186	3	21.558				21.558				
												6700															
no.s		I	1	0		Top_Disti.	16		275	0	0	275	16	32	48	64	7.186	3	21.558				21.558				
												120															
			450	200		Stirrups	10 mm	150				400	10	20	30	40	1.420	35	49.700				49.700				
												250															
14		PB2 (A-B)-3	9875	300	450	Bot_Mian	16		275	25	0	275	16	32	48	64	10.311	3	30.933				30.933				
												9825															
no.s		I	0	0		Top_Disti.	16		275	0	0	275	16	32	48	64	10.311	3	30.933				30.933				
												120															
			450	200		Stirrups	10 mm	150				400	10	20	30	40	1.420	51	72.420				72.420				
												250															
15		PB2 (E-D 5)-5	4100	300	450	Bot_Mian	16		275	25	0	275	16	32	48	64	4.536	3	13.608				13.608				
												4050															
no.s		I	2	0		Top_Disti.	16		275	0	0	275	16	32	48	64	4.536	3	13.608				13.608				
												120															

RA-04 BBS SCHEDULE-Plinth Beam (All dimension are in mm/m)																												
S.No	Member	Size			Bar Detail	Dia	Spacing Of Bar	Bend/Devp Length (mm)	Cover (mm)	Overlap	Bar Shape			Bend Deductions			Cutting Length (ft)	No. of Bars		Total Length (ft)	Total Length with Dia. (m)							
		L (mm)	B (mm)	H (mm)							Particular Placing of Bar	45°	90°	135°	180°	No. of Bars		No. of Mem bars	Total Nos.		8.0	10.0	12.0	16.0	20.0	25.0	32.0	
Col.size	1200	300	200		Stirrups	10 mm	150					400	10	20	30	40	16	1	16	22.720	8.0	10.0	12.0	16.0	20.0	25.0	32.0	
16	PB2 (D.6-D.3)-5	3350	300	450	Bot_Main	16		275	25	0	2	275	16	32	48	64	3	1	3	11.358				11.358				
no.s	0	2	0		Top_Dist.	16		275		0	2	275	16	32	48	64	3	1	3	11.358				11.358				
Col.size	1200	300	200		Stirrups	10 mm	150				120	400	10	20	30	40	19	1	19	26.980	8.0	10.0	12.0	16.0	20.0	25.0	32.0	
17	PB2 (D.6-D.5)-5-2 (D-D.2)	1350	300	450	Bot_Main	16		275	25	0	2	275	16	32	48	64	3	3	9	16.074				16.074				
no.s	0	2	0		Top_Dist.	16		275		0	2	275	16	32	48	64	3	3	9	16.074				16.074				
Col.size	1200	300	200		Stirrups	10 mm	150				120	400	10	20	30	40	6	3	18	25.560	8.0	10.0	12.0	16.0	20.0	25.0	32.0	
18	PB2 5.3-(D.6-D)	6900	300	450	Bot_Main	16		275	25	0	2	275	16	32	48	64	3	1	3	22.008				22.008				
no.s	0	2	0		Top_Dist.	16		275		0	2	275	16	32	48	64	3	1	3	22.008				22.008				

RA-04 BBS SCHEDULE-Plinth Beam (All dimension are in mm/m)																											
S.No	Member	Size			Bar Detail	Dia	Spacing Of Bar	Bend/ Dep Length (mm)	Cover	Overlap	Bar Shape		Bend Deductions			Cutting Length (ft)	No. of Bars			Total Length (ft)	Total Length with Dia. (m)						
		L (mm)	B (mm)	H (mm)							Particular Placing of Bar	Particular Placing of Bar	45°	90°	135°		180°	No. of Bars	No. of Mem Bars		Total Nos.	8.0	10.0	12.0	16.0	20.0	25.0
Col.size	1200	450	200		Sirrups	10 mm	150					10	20	30	40	1.420	41	1	41	58.220	8.0	10.0	12.0	16.0	20.0	25.0	32.0
19	PB2 6-(E-D)	9875	300	450	Bot_Main	16	275	25	0	2		16	32	48	64	10.311	3	1	3	30.933				30.933			
no.s	2	0	0		Top_Dist.	16	275		0	2		16	32	48	64	10.311	3	1	3	30.933				30.933			
Col.size	1200	450	200		Sirrups	10 mm	150					10	20	30	40	1.420	51	1	51	72.420	8.0	10.0	12.0	16.0	20.0	25.0	32.0
20	PB1 E7 - A7	36000	300	450	Bot_Main	20	275	25	1760	2		20	40	60	80	38.180	3	1	3	114.540					114.540		
no.s	5	0	0		Top_Dist.	20	275		1760	2		20	40	60	80	38.180	3	1	3	114.540					114.540		
Col.size	1200	450	300		Sirrups	10 mm	100					10	20	30	40	1.420	301	1	301	427.420	8.0	10.0	12.0	16.0	20.0	25.0	32.0
21	PB3 E7 - D7	8150	200	450	Bot_Main	16	275	25	0	2		16	32	48	64	8.586	3	1	3	25.758				25.758			
no.s	0	0	2		Top_Dist.	16	275		0	2		16	32	48	64	8.586	3	1	3	25.758				25.758			

RA-04 BBS SCHEDULE-Plinth Beam (All dimension are in mm/m)																												
S.No	Member	Size			Bar Detail	Dia	Spacing Of Bar	Bend/ Devp Length (mm)	Cover (mm)	Overlap	Bar Shape				Curting Length (ft)	No. of Bars	Total Length (ft)	Total Length with Dia. (m)										
		L (mm)	B (mm)	H (mm)							Particular Placing of Bar	No. of Bars	Bend Deductions	No. of Mem bers				Total Nos.	8.0	10.0	12.0	16.0	20.0	25.0	32.0			
Col.size	1200	450	200		Stirrups	10 mm	150						400	53	1	64.660	64.660											
													150															
21-J	PB3 E7-D7	2400	200	450	Bot_Mian	16	275	25	0	2	275		275	3	2	17.016												
													2350															
no.s	0	0	2		Top_Dist.	16	275		0	2	275		275	3	2	17.016												
													2350															
Col.size	1200	450	200		Stirrups	10 mm	150						400	15	2	36.600	36.600											
													150															

Total Length 0.000 3401.320 0.000 873.300 1244.040 0.000 0.000
 Unit Weight In (Kg) 0.395 0.617 0.888 1.579 2.467 3.855 6.316
 Total Weight In (KG) 0.000 2098.614 0.000 1378.941 3069.047 0.000 0.000
 Total Weight In (TON) 0.000 2.099 0.000 1.379 3.069 0.000 0.000
TOTAL MT 6.547

For M/s. SIMHAA CONSTRUCTIONS

(KANTAJU)
 Managing Partner











RA-04 BBS SCHEDULE-Columns up to FFL

Member	Size			Bar Detail	Dia	Spacing Of Bar	Bend/Devp Length	Cover	Overlap	Bar Shape	Bend Deductions			Cutting Length	No. of Bars		Total Length	Total Length with Dia. (m)								
	L (mm)	B (mm)	H (mm)								45°	90°	135°		180°	No. of Bars		No. of Members	m	8	10	12	16	20	25	32
C.4 @ A1	900	900	1500	Main Bars	25		0	40	1100	0 90 degree bends	1500	25	50	75	100	12	1	31.200								
												0	0	0	0	12	x								1	=
	900	900	1500	Staggered Main Bars	25		0	40	2530	0 90 degree bends	1500	25	50	75	100	12	1	48.360								
												0	0	0	0	12	x									1
	1500			Stirrups	8	100 mm c/c				96	820	8	16	24	32	16	1	54.000	54.000							
												0	0	0	0	16	x									
	900	900	1750	Stirrups	8	100 mm c/c				96	820	8	16	24	32	32	1	84.320	84.320							
												0	0	0	0	32	x									
0.95			Stirrups	8	100 mm c/c				96	450	8	16	24	32	32	1	84.320	84.320								
											0	0	0	0	32	x										1
0.95			Stirrups	8	100 mm c/c				96	820	8	16	24	32	16	1	15.200	15.200								
											0	0	0	0	16	x										1
0.95			Stirrups	8	100 mm c/c				96	820	8	16	24	32	16	1	15.200	15.200								
											0	0	0	0	16	x										1
C.4 @ B1	900	900	1500	Main Bars	25		0	40	1100	0 90 degree bends	1500	25	50	75	100	12	1	31.200								
												0	0	0	0	12	x									1
	900	900	1500	Staggered Main Bars	25		0	40	2530	0 90 degree bends	1500	25	50	75	100	12	1	48.360								
												0	0	0	0	12	x									
	1500			Stirrups	8	100 mm c/c				96	820	8	16	24	32	16	1	54.000	54.000							
												0	0	0	0	16	x									

RA-04 BBS SCHEDULE-Columns up to FFL

Member	Size			Bar Detail	Dia	Spacing Of Bar	Bend/Devp Length	Cover	Overlap	Bar Shape	Bend Deductions				Cutting Length	No. of Bars		Total Length	Total Length with Dia. (m)									
	L (mm)	B (mm)	H (mm)								45°	90°	135°	180°		No. of Bars	No. of Members		8	10	12	16	20	25	32			
	900	900	1500	Stirrups	8	100 mm c/c	0	40			8	16	24	32	2.635	32	1	32	84.320									
				Stirrups	8	100 mm c/c	0	40			8	16	24	32	2.635	32	1	32	84.320									
				Stirrups	8	100 mm c/c	0	40			8	16	24	32	0.950	16	1	16	15.200									
				Stirrups	8	100 mm c/c	0	40			8	16	24	32	0.950	16	1	16	15.200									
C4 @ C1	900	900	1500	Main Bars	25	0	40	1100			1500	25	50	75	100	12	1	12	31.200						31.200			
				Staggered Main Bars	25	0	40	2530			1500	25	50	75	100	12	1	12	48.360						48.360			
	1500	900	1560	Stirrups	8	100 mm c/c	0	40			820	8	16	24	32	3.375	16	1	16	54.000								
				Stirrups	8	100 mm c/c	0	40			820	8	16	24	32	2.635	32	1	32	84.320								
				Stirrups	8	100 mm c/c	0	40			820	8	16	24	32	2.635	32	1	32	84.320								
				Stirrups	8	100 mm c/c	0	40			820	8	16	24	32	0.950	16	1	16	15.200								

RA-04 BBS SCHEDULE-Columns up to FFL

Member	Size			Bar Detail	Dia	Spacing Of Bar	Bend/ Devp Length	Cover	Bar Shape	Bend Deductions				Cutting Length	No. of Bars		Total Length	Total Length with Dia. (m)										
	L (mm)	B (mm)	H (mm)							45°	90°	135°	180°		No. of Bars	No. of Members		m	8	10	12	16	20	25	32			
	980	900	100	Stirrups	8	100	0	96		8	16	24	32	3.375	11	1	37.125											
	900	900	980	Stirrups	8	100	0	96		8	16	24	32	2.535	33	1	83.655											
				Stirrups	8	100	0	96		8	16	24	32	2.535	33	1	83.655											
C6 @ D4	900	900	1000	Main Bars	32		0	40		32	64	96	128	2.408	14	1	33.712									33.712		
	900	900	1000	Staggered Main Bars	32		0	40		32	64	96	128	4.238	14	1	59.338										59.338	
	1000		100	Stirrups	8	100	0	96		8	16	24	32	3.375	11	1	37.125											
	900	900	1000	Stirrups	8	100	0	96		8	16	24	32	2.535	33	1	83.655											
				Stirrups	8	100	0	96		8	16	24	32	2.535	33	1	83.655											
C4 @ E4	900	900	1500	Main Bars	25		0	40		25	50	75	100	2.600	12	1	31.200										31.200	
	900	900	1500	Staggered Main Bars	25		0	40		25	50	75	100	4.030	12	1	48.360											48.360

RA-04 BBS SCHEDULE-Columns up to FFL

Member	Size		Bar Detail	Dia	Spacing Of Bar	Bend/Devp Length	Cover	Overlap	Bar Shape	Bend Deductions				Cutting Length	No. of Bars		Total Length	Total Length with Dia. (m)						
	L (mm)	B (mm)								H (mm)	45°	90°	135°		180°	No. of Bars		No. of Members	Total Nos.	8	10	12	16	20
	1500	900	100 mm c/c	8	100 mm c/c				 820 96 2 no.s	8	16	24	32	3.375	16	1	16	54.000						
	900	900	1620	8	100 mm c/c				 820 450 2 no.s	8	16	24	32	2.635	32	1	32	84.320						
				8	100 mm c/c				 450 820 2 no.s	8	16	24	32	2.635	32	1	32	84.320						
				8	100 mm c/c				 820 96	8	16	24	32	0.950	16	1	16	15.200						
	0.95			8	100 mm c/c				 820 96	8	16	24	32	0.950	16	1	16	15.200						
C4 @ A5	900	900	1470	25		0	40	1100	 1470 0 0 90 degree bends	25	50	75	100	2.570	12	1	12	30.840						30.840
	900	900	1470	25		0	40	2530	 1470 0 0 90 degree bends	25	50	75	100	4.000	12	1	12	48.000						48.000
	1470		100 mm c/c	8	100 mm c/c				 820 96 2 no.s	8	16	24	32	3.375	16	1	16	54.000						
	900	900	1470	8	100 mm c/c				 820 450 2 no.s	8	16	24	32	2.635	32	1	32	84.320						
				8	100 mm c/c				 450 820 2 no.s	8	16	24	32	2.635	32	1	32	84.320						

For M/s. SIMHAA CONSTRUCTIONS
 (KAN RAJU)
 Managing Partner

RA-04 BBS SCHEDULE-Columns up to FFL

Member	Size		Bar Detail	Dia	Spacing Of Bar	Bend/ Devp Length h	Co Overlap	Bar Shape	Bend Deductions			Curtain Length h	No. of Bars		Total Length	Total Length with Dia. (m)									
	L (mm)	B (mm)							H (mm)	45°	90°		135°	180°		No. of Bars	No. of Members	Total Nos.	m	8	10	12	16	20	25
C6 @ BS	900	900	980	Sirrups	100 mm c/c	0	40		8	16	24	32	0.950	16	16	15.200	8	10	12	16	20	25	32		
				Sirrups	100 mm c/c	0	40		8	16	24	32	0.950	16	16	15.200	8	10	12	16	20	25	32		
C6 @ BS	900	900	980	Main Bars		0	40		32	64	96	128	2.388	14	14	33.432							33.432		
				Staggered Main Bars		0	40		32	64	96	128	4.218	14	14	59.058								59.058	
	980	900	100	Sirrups	100	0	40		8	16	24	32	3.375	11	11	37.125	37.125								
				Sirrups	100	0	40		8	16	24	32	2.535	33	33	83.655	83.655								
	900	900	980	Sirrups	100	0	40		3 nos	8	16	24	32	2.535	33	33	83.655	83.655							
				Sirrups	100	0	40		3 nos	8	16	24	32	2.535	33	33	83.655	83.655							
C6 @ C5	900	900	990	Main Bars		0	40		32	64	96	128	2.398	14	14	33.572							33.572		
				Staggered Main Bars		0	40		32	64	96	128	4.228	14	14	59.198								59.198	
	990	900	100	Sirrups	100	0	40		8	16	24	32	3.375	11	11	37.125	37.125								
				Sirrups	100	0	40		8	16	24	32	2.535	33	33	83.655	83.655								

RA-04 BBS SCHEDULE-Columns up to FFL

Member	Size		Bar Detail	Dia	Spacing Of Bar	Bend/Devp Length	Cover	Bar Shape	Bend Deductions			Cutting Length	No. of Bars		Total Length	Total Length with Dia. (m)																		
	L (mm)	B (mm)							H (mm)	Particular Placing of Bar	90°		135°	180°		No. of Bars	No. of Members	Total Nos.	8	10	12	16	20	25	32									
																										mm	mm	mm						
	1050		100	Stirrups	100			96	820	8	16	24	32	3.375	12	1	12	40.500																
	900	900	1050	Stirrups	100			96	820 3 nos.	8	16	24	32	2.535	36	1	36	91.260																
				Stirrups	100				96	400 3 nos.	8	16	24	32	2.535	36	1	36	91.260															
C6 @ C6	900	900	1050	Main Bars		0	40	1408	1050	32	64	96	128	2.458	14	1	14	34.412																
	900	900	1050	Staggered Main Bars		0	40	3238	1050	32	64	96	128	4.288	14	1	14	60.038																
	1050		100	Stirrups	100			96	820	8	16	24	32	3.375	12	1	12	40.500																
C3 @ D-E/5-6	900	900	1050	Stirrups	100			96	820 3 nos.	8	16	24	32	2.535	36	1	36	91.260																
				Stirrups	100			96	400 3 nos.	8	16	24	32	2.535	36	1	36	91.260																
				Stirrups	100			96	820	8	16	24	32	2.535	36	1	36	91.260																
	1350	450	1210	Main Bars		0	40	1100	1210	25	50	75	100	2.310	14	1	14	32.340																
	1350	450	1210	Staggered Main Bars		0	40	2530	1210	25	50	75	100	3.740	14	1	14	52.360																
	1210		100	Stirrups	100			96	1270	370	8	16	24	32	3.375	13	1	13	43.875															

RA-04 BBS SCHEDULE-Columns up to FFL

Member	Size		Bar Detail	Dia	Spacing Of Bar	Bend/ Devp Length	Cover	Bar Shape	Bend Deductions			Cutting Length	Total Length with Dia. (m)												
	L (mm)	B (mm)							H (mm)	Particular Placing of Bar	45°		90°	135°	180°	No. of Bars	No. of Members	Total Nos.	8	10	12	16	20	25	32
	1350	450	1210	8	100	0	40		8	16	24	32	52	1	52	71.500									
									8	16	24	32	13	1	13	43.875									
									8	16	24	32	13	1	13	14.885									
C6 @ D- E/5-6	900	900	1210	32		0	40		32	64	96	128	14	2	28	73.304									
									32	64	96	128	14	2	28	124.555									
									8	16	24	32	13	2	26	87.750									
900	900	1210	8	100	0	40		8	16	24	32	39	2	78	197.730										
								8	16	24	32	39	2	78	197.730										
								8	16	24	32	39	2	78	197.730										
C2 @ D- E/5-6	1200	300	1210	32		0	40		32	64	96	128	2	3	6	15.708									
									32	64	96	128	2	3	6	26.690									
									32	64	96	128	2	3	6	26.690									

RA-04 BBS SCHEDULE-COLUMNS up to FFL

Member	Size			Bar Detail	Dia	Spacing Of Bar	Bend/Devp Length	Cover	Bar Shape	Bend Deductions			Cutting Length	No. of Bars					Total Length	Total Length with Dia. (m)									
	L (mm)	B (mm)	H (mm)							45°	90°	135°		180°	No. of Bars	No. of Members	Total Nos.	8		10	12	16	20	25	32				
	1200	300	1210	Main Bars	25		0	40	1100	1210	25	50	75	100	2,310	8	3	24	55,440							25	55,440		
				Stirrups	8	100	96				220	8	16	24	32	2,775	13	3	39	108,225							8	108,225	
				Stirrups	8	100	96				220	8	16	24	32	1,575	39	3	117	184,275							8	184,275	
				Stirrups	8	100	96				96		8	16	24	32	1,250	13	3	39	48,750							8	48,750
													96																
C4 @ D- E/5-6	900	900	1210	Main Bars	25		0	40	1100	1210	25	50	75	100	2,310	12	1	12	27,720								27,720		
	900	900	1210	Stirrups	8	100 mm c/c	0	40	2550	1210	25	50	75	100	3,740	12	1	12	44,880									44,880	
				Stirrups	8	100 mm c/c	96				820	8	16	24	32	3,375	13	1	13	43,875							8	43,875	
				Stirrups	8	100 mm c/c	96				96		8	16	24	32	2,635	26	1	26	68,510							8	68,510
				Stirrups	8	100 mm c/c	96				96		450	8	16	24	32	2,635	26	1	26	68,510							8
									96																				
									96																				

For M/s. SIMHAA CONSTRUCTIONS



RA-04 BBS SCHEDULE-Columns up to FFL

Member	Size		Bar Detail	Dia	Spacing Of Bar	Bend/Devp Length	Cover	Bar Shape	Bend Deductions			Curtain Length	Total Length with Dia. (m)																									
	L (mm)	B (mm)							H (mm)	Particular Placing of Bar	45°		90°	135°	180°	No. of Bars	No. of Members	Total Nos.	8	10	12	16	20	25	32													
																										No. of Bars		Total Members Nos.										
	0-95			8	100 mm c/c				8	16	24	32	0.950	13	1	13	12.350																					
C5 @ A-7	900	900	1500	25		0	40		1500	25	50	75	100	14	1	14	36.400																					
	900	900	1500	25		0	40		1500	25	50	75	100	14	1	14	56.420																					
	1500		100	8	100					820	8	16	24	32	16	1	16	54.000																				
	900	900	1800	8	100					820	8	16	24	32	48	1	48	120.720																				
				8	100					390	8	16	24	32	48	1	48	120.720																				
				8	100					820	8	16	24	32	48	1	48	120.720																				
C4 @ B-7	900	900	1500	25		0	40		1500	25	50	75	100	12	1	12	31.200																					
	900	900	1500	25		0	40		1500	25	50	75	100	12	1	12	48.360																					
	1500		100 mm c/c	8	100 mm c/c					820	8	16	24	32	16	1	16	54.000																				
	900	900	1600	8	100 mm c/c					820	8	16	24	32	32	1	32	84.320																				

RA-04 BBS SCHEDULE-COLUMNS up to FFL

Member	Size		Bar Detail	Dia	Spacing Of Bar	Bend/Devp Length	Cover	Bar Shape	Bend Deductions				Curtain Length	Total Length with Dia. (m)											
	L (mm)	B (mm)							H (mm)	Particular Placing of Bar	45°	90°		135°	180°	No. of Bars	No. of Members	Total Nos.	8	10	12	16	20	25	32
C4 @ D-7	900	900	1500	Main Bars	25	0	40		25	50	75	100	2,600	12	1	12	31,200	25	20	16	12	10	8		
									25	50	75	100	4,030	12	1	12								48,360	
	1500	100 mm c/c	1500	Stirrups	8	0	40		8	16	24	32	3,375	16	1	16	54,000	54,000	84,320	84,320	84,320	84,320	84,320	84,320	
									8	16	24	32	2,635	32	1	32									84,320
	0.95	900	900	1520	Stirrups	8	0	40		8	16	24	32	2,635	32	1	32	15,200	15,200	15,200	15,200	15,200	15,200	15,200	15,200
										8	16	24	32	0,950	16	1	16								
	C5 @ E-7	900	900	1500	Main Bars	25	0	40		25	50	75	100	2,600	14	1	14	36,400	36,400	56,420	56,420	56,420	56,420	56,420	56,420
										25	50	75	100	4,030	14	1	14								
1500		100	100	Stirrups	8	0	40		8	16	24	32	3,375	16	1	16	54,000	54,000	84,320	84,320	84,320	84,320	84,320	84,320	

