




Anx B – Work Completion Report

Company	MPPPL	Name of contractor	Vidvashankar	Sl. No. site bills reg.	1523		
Project/site	Mayflower platinum	Nature of work	Falseceiling Work	Dt. site bills reg.	05-06-2024		
Block no.	A,B,C	Work done from date	10-02-2024	M-codex bill ID.			
W/O no.		Work done to date	14-04-2024	W/O issued ?			
W/O date		Contractor bill no.		GST bill required?			
Sl. No.	Unit/floor no	Details of work	Qty	Units	Rate ID	Rate	Amount
1.	A,B,C	Corridor False ceiling light cutting part 2					
2.		6th,2nd,10th floors	114	Nos	FAL104	25	2,850
3.							
4.		Bathroom false ceiling repairing for water leakage					
5.		A-304,704,B-401,A-702,B-301,B-501	12	Nos	FAL109	850	10,200
6.							
7.							
8.							
9.							
10.							
							Total 13050
							GST 2,349
							Total 15,399
Remarks:							
Approved by project manager				Approved by QS team		Approved by Director/E&D team	
Sign: 				Sign: 		Sign: 	
Date: <u>14-05-24</u>				Date: <u>14-05-24</u>		Date: <u>14-05-24</u>	

Notes: 1. This sheet replaces installation report and advice for credit to contractors. 2. This word form must be typed. 3. Use this form even if work order is not issued. 4. Attach measurement and estimate sheets only if required i.e., details cannot be entered above. 5. For bill amount greater than 10k QS manager and directors approval is required. 6. For bill amount less than 10k any QS team member may sign and in place of director sign of respective E&D member to be taken. 7. Director include – Soham, Anand Mehta (for GHT + GMR), Sachin (for Vivopols), B. anand Kumar (for NGH + NRX), 8. Entry of rate ID is mandatory. 9. This sheet must be sent within 2 working days of work completion (with or without contractors bill). 10. Contractors to send scanned copy of bill to site and QS by email. 11. Contractors must submit original bills at HO (can be sent by courier).

MEASUREMENT SHEET									
Company Name		MPPPL			Approved				
Project:		May Flower Patinum							
Work Description:		Corridor false ceiling light cutting part -2,6th,2nd,10th floors							
Name of the Contractor		Vidyashankar							
Prepared By		N.Subhash							
Date:		06-06-2024							
S No.	Item Head	Item Description	A Length	B Width	C Height	D Nos.	E=AXBxCxD Quantity	F Units	G=Sum of E Item Head Total
1	Corridor false ceiling light cutting part - 2	6th,2nd,10th floors	3.00	1.00	1.00	38.00	38	Nos	114
2	Bathroom False Ceiling Repairing for Water leakage	Work Purpose.							
	A-304,C-704, B-401,A-702,B-301,B-501		6.00	1.00	1.00	2.00	12	Nos	12

