PRODUCED BY AN AUTODESK STUDENT VERSION

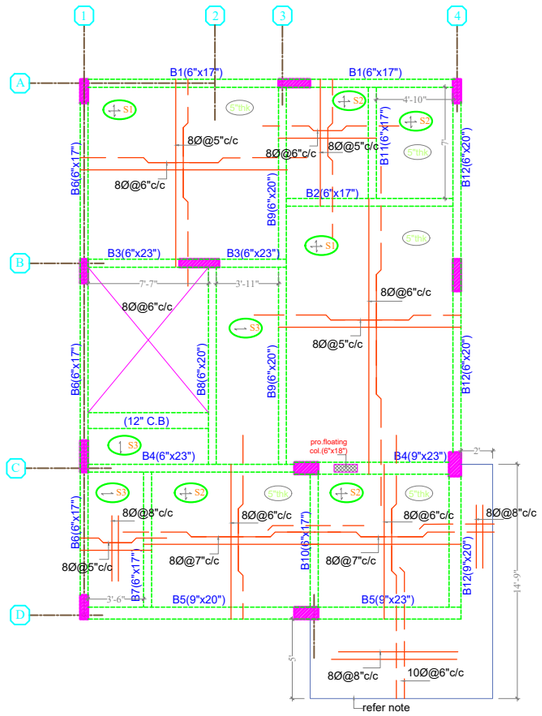

SCHEDULE OF SLABS

SLAB MARK	THICK-NESS	TYPE	REINFORCEMENT STEEL AT	
			SHORT SPAN	LONG SPAN
S1	5"		8Ø @5" C/C	8Ø @ 6" C/C
S2	5"		8Ø @ 6" C/C	8Ø @7" C/C
S3	5"		8Ø @ 5" C/C	8Ø @8" C/C

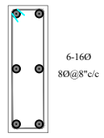

floating col sec ..(6"x18")

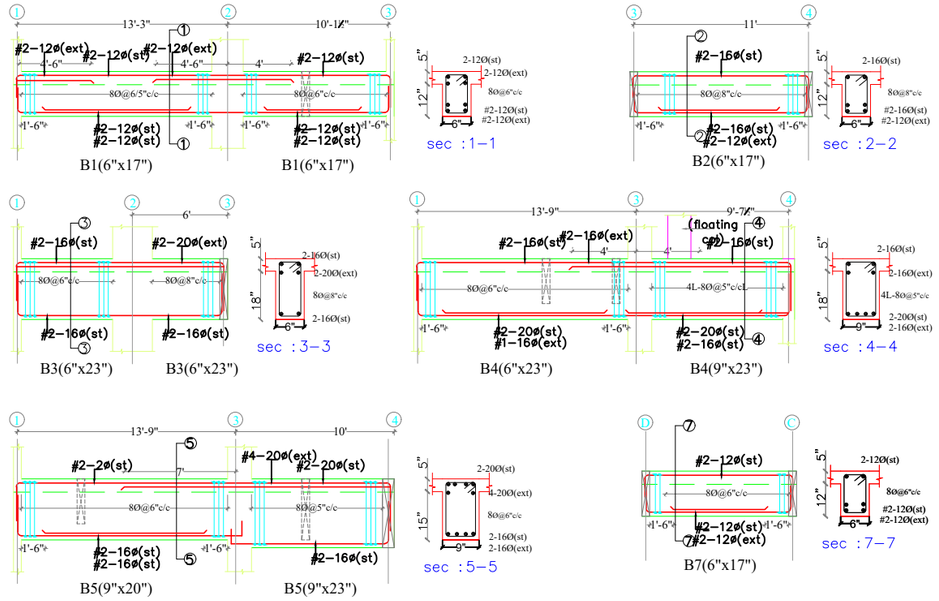

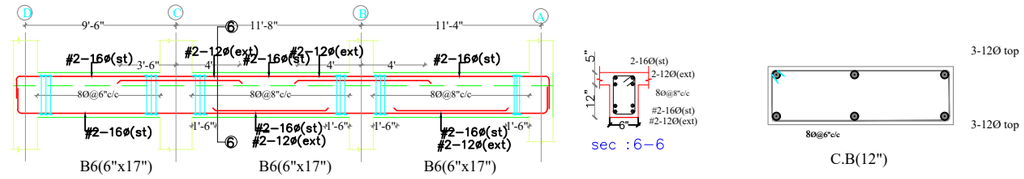

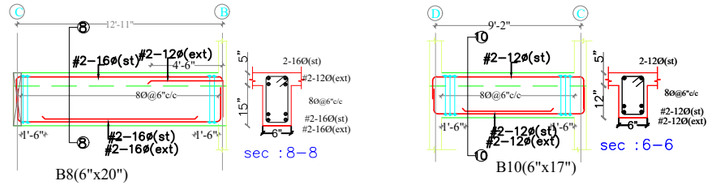

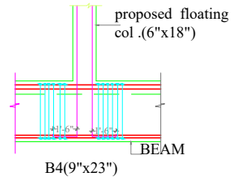

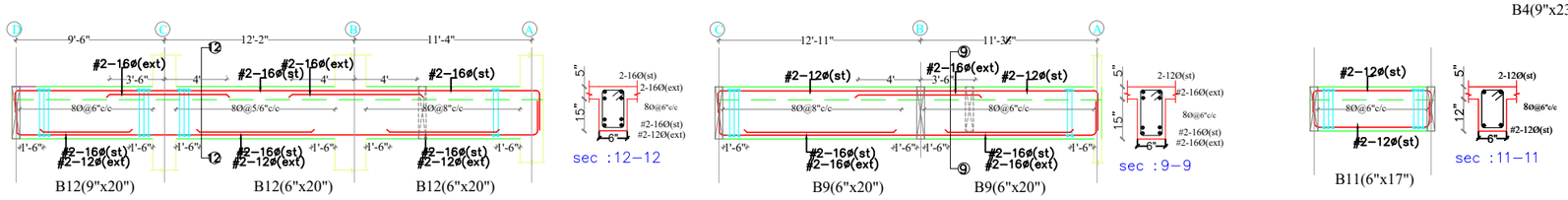

General Notes :--

1. Use M20 (1:1.5:3) for slab & Beams
2. Use FE 500 grade tor steel.
3. Provide clear cover of 1"for beams $\frac{3}{4}$"slab
4. Read horizontal beam from left to right & vertical beam from bottom to top.
5. crank +ve bars at L/4 th of span & extend -ve bars L/5 th of span.
6. Do not over lap bottom rods at center and top rods at support.

Note :- Cantilever slab end should be raised by 1"

DESCRIPTION	DATE

Client	MODI PROPERTIES & INVESTMENTS PVT.LTD
Project	VILLA ORCHIDS (KOWKUR)
STRUCTURAL CONSULTANT	KULKARNI CONSULTANT'S STRUCTURAL ENGINEERS, ARCHITECTS & PROJECT CONSULTANT'S #216, KUBERA TOWER'S, NARAYAN GUDA,HYDERABAD. CONTACT NO'S:- 04023223891, 09246343724, 09246343720.
ARCHITECT	ARDES ARCHITECTS & INTERIOR DESIGNERS 7-1-212,SHIV-BAGH, AMEERPET, HYDERBAD. 040-23753316

DATE	8-09-2017
DEALT BY	PAWAN
DESIGN BY	SANTOSH
CHECKED& APPROVED :	KULKARNI

TYPE (C1)

TITLE: GROUND FLOOR SLAB & BEAM DETAILS

DWG. NO. KC/SD/VOR/1

REV. No. 0

PRODUCED BY AN AUTODESK STUDENT VERSION

PRODUCED BY AN AUTODESK STUDENT VERSION

PRODUCED BY AN AUTODESK STUDENT VERSION