



ATR on Quality Control Check Report. (Bungalows)

Bungalow No	52	QC report stage	T	Sl. No.	34961
Company	SOV (LLP)	Project	SDV	Phase	IX
Prepared by	G. Suman	Sign		Date	26-12-2019
Project Manager	PURUSHOTHAN	Sign		Date	26-12-2019
Receipt by QC date		Sign		Other	
Receipt at HO date		Sign		Other	
Checked By MD on		MD Sign		For filling	<input type="checkbox"/> Yes <input type="checkbox"/> No

Recommendation that was made by QC:
 Stop further work. Submit ATR on QC report to QC team. Proceed only after recheck by QC.
 Stop further work. Proceed with work after submitting ATR on QC report to QC team.

Notes:

1. Attach a copy of the QC report to this sheet.
2. Circle each correction with a red pen - tick (✓) each circle for work completed and cross (X) each circle where work has not been completed.
3. Give remarks for each case where work has not completed on this sheet.
4. Make 2 copied of the ATR - send one to MD and other to QC.
5. Enclose required photographs - hard copy.

Remarks:

All works are completed.

Quality Control Check Report. Stage: After Plumbing & Electrical (Villas)

Bungalow no.	52	Stage		Sl. No.	34961
Company	SOV (LLP)	Project	SOV	Phase	IX
Prepared by	V. Sanketh	Sign	<i>[Signature]</i>	Date	21/12/19
Project Manager	SEW K. I. RAJKUMAR	Sign	<i>[Signature]</i>	Date	21-12-19
Previous stage report no.		34388	Report filed and signed by PM?	<input checked="" type="checkbox"/> Yes <input type="checkbox"/> No	
Additions & alterations sheet date		02/03/19	All pages signed by engineer & customer?	<input checked="" type="checkbox"/> Yes <input type="checkbox"/> No	
Checked By MD on		MD Sign	For filling	<input type="checkbox"/> Yes <input type="checkbox"/> No	

Recommendation:
 Stop further work. Submit ATR on QC report to QC team. Proceed only after recheck by QC.
 Stop further work. Proceed with work after submitting ATR on QC report to QC team.
 Proceed with further work only after making corrections pointed out in the QC report. ATR not required.
 Proceed with further work. ATR not required.
 Inspection should be done after:

- after cleaning the bungalow.
- before starting painting, tiling & flooring.
- electrical conduct, waterproofing & plumbing work is completed (for stage II only).
- additions & alterations is finalized and signed. In case there are no additions and alterations printout of email by PM to CR confirming the same must be filed.
- additions & alterations sheets to be transferred to QC file. QC to check if A&A are made as per request.

Certified that all corrections mentioned in the QC report have been completed. Work can proceed to next stage.

Project in-charge	Sign	Date
<i>[Signature]</i>	<i>[Signature]</i>	26/12/19

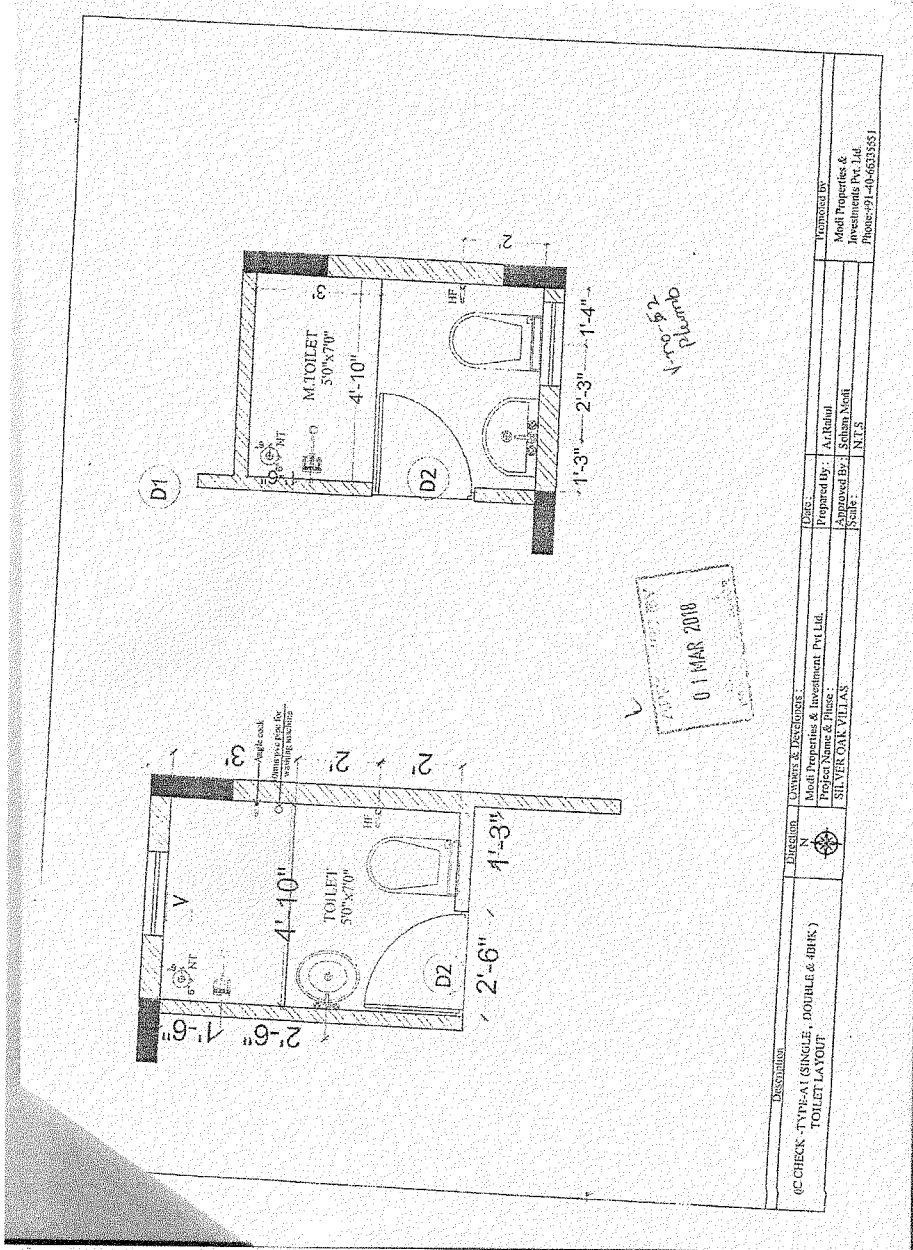
- After Plumbing & Electrical Check.
- Notes:
1. Mark for correct or minor mistake which does not require correction
 2. Mark for minor mistake that requires minor correction.
 3. Mark for major mistake that requires correction by replacement or re-fixing.
 4. Mark for major mistake that cannot be corrected.
 5. Location of CPVC & PVC fittings must be checked as per measurements given in circular. Tolerance 1".
 6. Location, height and spirit level of electrical points must be checked as per measurements given in circular & plan. Tolerance 1".
 7. Civil work near pipes in balcony & utility must be neat and mortar should be removed from the pipes.
 8. Water proofing must cover all pipes & check height above SFL.
 9. Fasteners must be used as specified in circular. Especially check fixing of PVC pipes.
 10. Height of DB box must be 6" below false ceiling level or 12" below slab level.
 11. In case of many changes in civil work, electrical work and plumbing work, a new drawing must be prepared at HO and approved by MD.

Quality Control Check Report. Stage: After Plumbing & Electrical (Villas)

No.	Room	Civil work near pipes in balcony & utility (✓ or X)	CPVC & PVC Check (✓ or X)	Electrical points check (✓ or X)	Water proofing check (✓ or X)	Proper use of fasteners check (✓ or X)	Placement of DB (✓ or X)	Placement of Generator changecover (✓ or X)	
1	Bedroom 1 MB	-	⊗	⊗	-	-	-	-	
2	Toilet 1 MT	-	⊗	✓	-	-	-	-	
3	Bedroom 2 KB	-	⊗	✓	-	-	-	-	
4	Toilet 2 CT	-	⊗	✓	-	-	-	-	
5	Bedroom-3	-	-	-	-	-	-	-	
6	Toilet 3	-	-	-	-	-	-	-	
7	Bedroom-4	-	-	-	-	-	-	-	
8	Toilet-4	-	-	✓	-	-	✓	✓	
9	Drawing	-	-	✓	-	-	-	-	
10	Dining	-	-	-	-	-	-	-	
11	Lobby 1	-	-	-	-	-	-	-	
12	Lobby 2	-	-	-	-	-	-	-	
13	Terrace / balcony 1	-	-	-	-	-	-	-	
14	Terrace/ balcony 2	-	-	-	-	-	-	-	
15	Head room	-	-	✓	-	-	-	-	
16	Portico	-	-	✓	-	-	-	-	
17	Kitchen	-	✓	✓	-	-	-	-	
18	Utility	✓	✓	✓	-	✓	-	-	
19	Other	-	-	-	-	-	-	-	
Remarks		W.C points not provided as per standard heights in both the Toilets.							
Remarks on additions & alteration sheet		A metal box not provided as per standard height in master Bedroom.							
Signed by engineer,		<input checked="" type="checkbox"/> Yes <input type="checkbox"/> No Signed by customer,		<input checked="" type="checkbox"/> Yes <input type="checkbox"/> No Approved revised drawing attached		<input checked="" type="checkbox"/> Yes <input type="checkbox"/> No Approved revised drawing attached		<input type="checkbox"/> Yes <input type="checkbox"/> No Approved revised drawing attached	
Revised drawing required from HIO		<input type="checkbox"/> Yes <input checked="" type="checkbox"/> No		<input type="checkbox"/> Yes <input checked="" type="checkbox"/> No		<input type="checkbox"/> Yes <input checked="" type="checkbox"/> No		<input type="checkbox"/> Yes <input checked="" type="checkbox"/> No	

Quality Control Check Report Stage: After Plumbing & Electrical (Villas)

Miscellaneous check	
Depth of drainage line at compound wall specified :	1'-6" Depth provided: 1'-6"
Fasteners for external PVC/CPVC lines (✓ or X)	✓
Setbacks properly leveled and compacted to 3" below proposed FFL?	<input checked="" type="checkbox"/> Yes <input type="checkbox"/> No
Lawn area properly leveled and compacted to 9" below lawn FFL?	<input checked="" type="checkbox"/> Yes <input type="checkbox"/> No
Electrical pipes for electric power supply & communication provided from compound wall?	<input checked="" type="checkbox"/> Yes <input type="checkbox"/> No
Workmanship of drainage lines	<input type="checkbox"/> Good <input checked="" type="checkbox"/> Avg. <input type="checkbox"/> Poor
Earthing provided?	<input checked="" type="checkbox"/> Yes <input type="checkbox"/> No
Remarks:	



01 MAR 2008

V-no-52
Plumb

(C CHECK - TYPE-A1 (SINGLE, DOUBLE & 4BHK) TOILET LAYOUT)		DRAWING NO. : DWG. NO. : DWG. DATE :	PROJECT NAME & PHASE : SILVER OAK VILLAS	PREPARED BY : A.R. RAJAN	APPROVED BY : SRIHARI MOHAI	SCALE : N.T.S.	DRAWN BY : MOHAI PROPRIETIES & INVESTMENT PVT. LTD. PHASE-91-01-65033531
---	--	--	---	-----------------------------	--------------------------------	-------------------	--