



ATR on Quality Control Check Repot. (Bungalows)

Bungalow No		QC report stage		Sl. No.	
Company		Project		Phase	
Prepared by	MD-Sheraaz	Sign		Date	25/9/18
Project Manager	Z. Hagan	Sign		Date	25/9/18
Receipt by QC date		Sign		Other	
Receipt at HO date		Sign		Other	
Checked By MD on		MD Sign		For filling	<input type="checkbox"/> Yes <input type="checkbox"/> No

Recommendation that was made by QC:

- Stop further work. Submit ATR on QC report to QC team. Proceed only after recheck by QC.
 Stop further work. Proceed with work after submitting ATR on QC report to QC team.

Notes:

1. Attach a copy of the QC report to this sheet.
2. Circle each correction with a red pen – tick (✓) each circle for work completed and cross (✗) each circle where work has not been completed.
3. Give remarks for each case where work has not completed on this sheet.
4. Make 2 copied of the ATR – send one to MD and other to QC.
5. Enclose required photographs – hard copy.

Remarks: All works completed

Quality Control Check Repot. Stage: After Column Casting (villas)

Block No.	92	Column No.	01	Sl. No.	30815
Company	MRL (LLP)	Project	AGM	Phase	-
Prepared by	P. Srinivas	Sign	P.S.	Date	14/7/18
Project Manager	Saidhuly	Sign	[Signature]	Date	14/7/18
Previous stage report no.	30712	Report filed and signed by PM?	<input checked="" type="checkbox"/> Yes <input type="checkbox"/> No		
Checked By MD on		MD Sign		For filling	<input type="checkbox"/> Yes <input type="checkbox"/> No
Recommendation: <input type="checkbox"/> Stop further work. Submit ATR on QC report to QC team. Proceed only after recheck by QC. <input checked="" type="checkbox"/> Stop further work. Proceed with work after submitting ATR on QC report to QC team. <input type="checkbox"/> Proceed with further work only after making corrections pointed out in the QC report. ATR not required. <input type="checkbox"/> Proceed with further work. ATR not required.					

Columns Position Check.

Notes:

- Inspection should be done after casting of columns at each stage and before starting centering works for each slab.
- Prepare Columns Position Check Plan as follows:
 - Divide blocks into smaller sub-blocks.
 - Show size and orientation of columns. (Tolerance 0.5")
 - Show inner - inner space between columns. (Tolerance 1")
 - Show diagonals for 20% of bays. (Tolerance 1.5")
 - Print an A3 size plan.
- Circle each correct dimension with green colour. Circle each incorrect dimension with red colour and mention actual dimension next to it.

Columns Position Check Plan enclosed?

Yes No

Slab Dimensions Check.

Notes:

- Prepare Slab (or plinth beams) Dimensions Check Plan as follows:
 - Show outer dimensions of slab. (Tolerance 2")
 - Show length and width of balconies (Tolerance 1")
 - Show inner dimensions of ducts and lift well. (Tolerance 1")
 - Show location of sunken slab.
 - Print an A3 size plan.
- Circle each correct dimension with green colour. Circle each incorrect dimension with red colour and mention actual dimension next to it.

Slab Dimensions Check Plan enclosed?

Yes No *NO*

Specified thickness of slab?

Actual thickness of slab?

Certified that all corrections mentioned in the QC report have been completed. Work can proceed to next stage.

Project in-charge	Sign	Date
J. Hoosam	[Signature]	25/9/18

Quality Control Check Report.

Stage: After Column Casting (villas)

Quality of centering, rod bending and concreting.	
Quality of centering, rod bending and concreting?	<input type="checkbox"/> Good <input type="checkbox"/> Avg. <input type="checkbox"/> Bad
Quality of starters?	<input type="checkbox"/> Good <input type="checkbox"/> Avg. <input type="checkbox"/> Bad
Number and size of honey combs?	<input type="checkbox"/> High <input type="checkbox"/> Medium. <input type="checkbox"/> Low
Are the honey combs is slab and columns packed?	<input type="checkbox"/> Good <input type="checkbox"/> Avg. <input type="checkbox"/> Bad
Number of beams that are sagging, bulging, caved or deflected in the slab by more than 1"	—
Have 6 cubes each for columns and slab casted and numbered for testing?	<input checked="" type="checkbox"/> Yes <input type="checkbox"/> No
Remarks: <u>Note</u> ÷ for couple of the column's, honey comb's packing not done and rod's exposing out.	

Curing.

Bunds for curing made on slab?	<input type="checkbox"/> Yes <input type="checkbox"/> No <i>NO</i>
Bund size is less than 100 sft?	<input type="checkbox"/> Yes <input type="checkbox"/> No <i>NO</i>
Drum (200 lts) provided for curing?	<input type="checkbox"/> Yes <input checked="" type="checkbox"/> No
Gunny bags used for column curing?	<input checked="" type="checkbox"/> Yes <input type="checkbox"/> No
Distance of tap from furthest distance that requires curing. (max permitted 100')	30'.."
Frequency of curing in number of times a day (enquire from labourers)	2 times
Is the pressure in the curing pipe more than 15' head?	<input checked="" type="checkbox"/> Yes <input type="checkbox"/> No
Quality of infrastructure for curing.	<input checked="" type="checkbox"/> Good <input type="checkbox"/> Avg. <input type="checkbox"/> Bad
Remarks: <u>Note</u> ÷ Column's not fully covered with gunny bags.	
⑤ Site Engineer Sheeraz has to make SELF-check before raising IFC report.	
③ After casting plinthbeams, at couple of places honey comb's packing not done and rod's exposing out from plinth beams.	

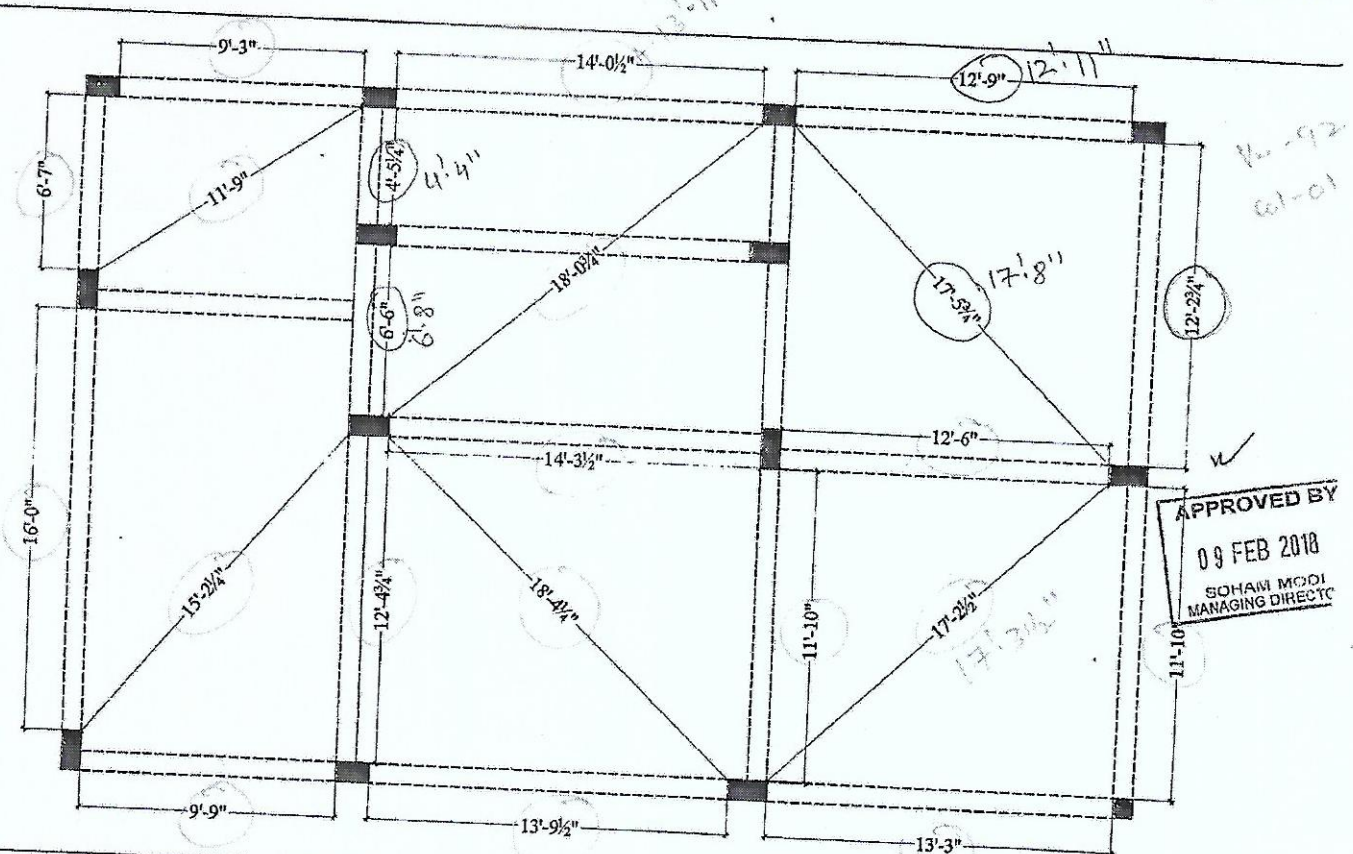
Quality Control Check Report. Stage: After Column Casting (villas)

Columns height, plumb, steel & level marking check.


Notes:

1. Mark ✓ for correct or minor mistake which does not require correction
2. Mark ✗ for minor mistake that requires minor correction.
3. Mark ✗✗ for major mistake that requires correction by replacement or re-fixing.
4. Mark ✗✗✗ for major mistake that cannot be corrected.
5. Tolerance: Plumb 0.25".
6. Circle actual height of columns if level differs from specified height by more than 1".

S No	Col No.	Col type	Height in ft		Steel (✓ or ✗)		Honeycombs	Plumb (✓ or ✗)		Reference level marked on column?
			Spec.	Actual	No of rods	Size of rods		Side 1	Side 2	
1.	A1	C2	8'7"	8'7"	✓	✓	✓	✓	Ang	<input checked="" type="checkbox"/> Yes <input type="checkbox"/> No
2.	A3	C2	8'7"	8'7"	✓	✓	✓	✓	✓	<input checked="" type="checkbox"/> Yes <input type="checkbox"/> No
3.	A4	C1	8'7"	8'5"	✓	✓	✗	✓	✓	<input checked="" type="checkbox"/> Yes <input type="checkbox"/> No
4.	B1	C1	8'7"	8'3"	✓	✓	✗	✓	✓	<input type="checkbox"/> Yes <input type="checkbox"/> No
5.	B2	C2	8'7"	8'7"	✓	✓	✗	✓	Ang	<input checked="" type="checkbox"/> Yes <input type="checkbox"/> No
6.	B3	C2	8'7"	8'7"	✓	✓	✓	✓	Ang	<input checked="" type="checkbox"/> Yes <input type="checkbox"/> No
7.	B4	C1	8'7"	8'7"	✓	✓	✓	✓	✓	<input checked="" type="checkbox"/> Yes <input type="checkbox"/> No
8.	C1	C2	8'7"	8'4"	✓	✓	✓	✓	✓	<input type="checkbox"/> Yes <input type="checkbox"/> No
9.	C2	C2	8'7"	8'6"	✓	✓	✓	✓	✓	<input checked="" type="checkbox"/> Yes <input type="checkbox"/> No
10.	C3	C2	8'7"	8'7"	✓	✓	✓	✓	✓	<input checked="" type="checkbox"/> Yes <input type="checkbox"/> No
11.	C4	C1	8'7"	8'6"	✓	✓	✗	✓	✓	<input checked="" type="checkbox"/> Yes <input type="checkbox"/> No
12.	D1	C3	10'7"	10'6"	✓	✓	✗	✓	Ang	<input checked="" type="checkbox"/> Yes <input type="checkbox"/> No
13.	D2	C2	8'7"	8'7"	✓	✓	✓	✓	✓	<input checked="" type="checkbox"/> Yes <input type="checkbox"/> No
14.	D4	C1	8'7"	8'7"	✓	✓	✓	✓	✓	<input checked="" type="checkbox"/> Yes <input type="checkbox"/> No
15.										<input type="checkbox"/> Yes <input type="checkbox"/> No
16.										<input type="checkbox"/> Yes <input type="checkbox"/> No
17.										<input type="checkbox"/> Yes <input type="checkbox"/> No
18.										<input type="checkbox"/> Yes <input type="checkbox"/> No
19.										<input type="checkbox"/> Yes <input type="checkbox"/> No
20.										<input type="checkbox"/> Yes <input type="checkbox"/> No



APPROVED BY
 09 FEB 2018
 SOHAM MODI
 MANAGING DIRECTOR

Description SELF CHECK PLAN - A2 (3BHK) - PEDESTAL/ COLUMN	Direction  N	Owners & Developers : Modi Properties Pvt Ltd.	Date : 07/02/18	Promoted by Modi Properties Pvt. Ltd.
		Project Name & Phase : AVR Gulmohar Homes	Prepared By : Madhav Bhatt	Approved By : Soham Modi
		Scale : N.T.S		