

INDIAN INCOME TAX RETURN ACKNOWLEDGEMENT

[Where the data of the Return of Income in Form ITR-1 (SAHAJ), ITR-2, ITR-3, ITR-4, ITR-5, ITR-6, ITR-7 transmitted electronically with digital signature]

Assessment Year
2018-19

PERSONAL INFORMATION AND THE DATE OF ELECTRONIC TRANSMISSION	Name			PAN		
	ALPINE ESTATES			AANFA5250F		
	Flat/Door/Block No	Name Of Premises/Building/Village		Form No. which has been electronically transmitted	ITR-5	
	5-4-187/3 AND 4	SOHAM MANSION				
	Road/Street/Post Office	Area/Locality		Status Firm	Aadhaar Number/Enrollment ID	
	2ND FLOOR	RANIGUNJ				
	Town/City/District	State	Pin/ZipCode			
	SECUNDERABAD	TELANGANA	500003			
	Designation of AO(Ward/Circle)			Original or Revised		
	ITO,W-10(4),HYD			ORIGINAL		
E-filing Acknowledgement Number			Date(DD/MM/YYYY)			
899957231250718			25-07-2018			
COMPUTATION OF INCOME AND TAX THEREON	1	Gross total income			1	0
	2	Deductions under Chapter-VI-A			2	0
	3	Total Income			3	0
	3a	Current Year loss, if any			3a	32914
	4	Net tax payable			4	0
	5	Interest and Fee Payable			5	0
	6	Total tax, interest and Fee payable			6	0
	7	Taxes Paid	a	Advance Tax	7a	0
			b	TDS	7b	0
			c	TCS	7c	0
d			Self Assessment Tax	7d	0	
e			Total Taxes Paid (7a+7b+7c +7d)	7e	0	
8	Tax Payable (6-7e)			8	0	
9	Refund (7e-6)			9	0	
10	Exempt Income	Agriculture		10		
		Others				

This return has been digitally signed by SOHAM MODI in the capacity of DIRECTOR OF MPIPLhaving PAN ABMPM6725H from IP Address 124.123.103.239 on 25-07-2018 at SECUNDERABADDsc SI No & issuer 1397476664CN=(n)Code Solutions CA 2014,2.5.4.51=#13133330312c20474e464320496e666f746f776572,STREET=Bodakdev, S G Road, Ahmedabad,ST=Gujarat,2.5.4.17=#1306333830303534,OU=Certifying Authority,O=Gujarat Narmada Valley Fertilizers and Chemicals**DO NOT SEND THIS ACKNOWLEDGEMENT TO CPC, BENGALURU**

Name Of Assessee	: Alpine Estates		
PAN	: AANFA5250F		
Office Address	: 5-4-187/3 And 4, Soham Mansion, 2nd Floor, Ranigunj, Secunderabad, Telangana-500003		
Status	: FIRM	Assessment Year	: 2018 - 2019
Ward No	: ITO,W-10(4),HYD	Financial Year	: 2017 - 2018
D.O.I.	: 17/01/2007		
Phone No.	: 0-0	Mobile No.	: 8978144447
Email Address	: gk rao@modiproperties.com		
Name Of Bank	: Hdfc Bank		
Micr Code	: 500240003		
Iifs Code	: Hdfc0000042		
Address	: Hyderabad - Secunderabad		
Account No.	: 00422320004966		
Return	: Original (Filing Date : 25/07/2018 & No. : 899957231250718)		

COMPUTATION OF TOTAL INCOME

Profits And Gains From Business And Profession

0

Profit Before Tax As Per Profit And Loss Account		-33304
Add :		
Depreciation Disallowed	1492	
Disallowed U/s 37	390	1882
		<u>-31422</u>
Less :		
Interest Received	52946	
Allowed Depreciation	1492	-54438
		<u>-85860</u>
Out Of Loss Of Rs. 85860, Unabsorbed Depreciation Is Rs. 1492 & Business Loss Is Rs. 84368		

Income From Other Sources

52946

Interest		52946
Total		<u>52946</u>

Inter-head Adjustment Of Losses U/s 71

Business Loss Set Off From Income From Other Sources		-52946
Rs.		

Current Year Losses Carried Forward

Business Loss Of Rs. 31422	
Unabsorbed Depreciation Of Rs. 1492	

Gross Total Income	<u>Nil</u>
Total Income	<u>Nil</u>

COMPUTATION OF TAX ON TOTAL INCOME

Tax On Rs. Nil	Nil
Tax Payable	Nil


SOHAM MODI
(DIRECTOR OF MPIPL)

Information regarding Turnover/Gross Receipt Reported for GST	
GSTR No.	36AANFA5250F1ZK
Amount of turnover/Gross receipt as per the GST return filed	Nil

Financial Particulars of Business	
Sundry creditors	Nil
Other liabilities	Nil
Total capital and liabilities	Nil
Fixed assets	Nil
Inventories	Nil
Sundry debtors	Nil
Balance with banks	Nil
Cash-in-hand	Nil
Total assets	Nil

FIXED ASSETS

Block	Rate	WDV as on 01/04/2017 Rs.	Addition		Deduction Rs.	Total Rs.	Depreciation for the Year Rs.	WDV as on 31/03/2018 Rs.
			More than 180 Days	Less than 180 Days				
			Rs.	Rs.				
FURNITURE AND FITTINGS	10.00%	1,958	0	0	0	1,958	196	1,762
MACHINERY AND PLANT	15.00%	8,238	0	0	0	8,238	1,236	7,002
MACHINERY AND PLANT	40.00%	151	0	0	0	151	60	91
Total		10,347	0	0	0	10,347	1,492	8,855

LOSSES TABLE

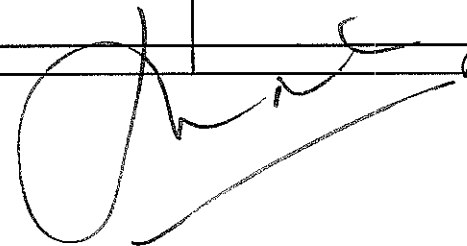
A.Y.	HEAD	LOSSES		
		BROUGHT FORWARD	SET-OFF	CARRIED FORWARD
2017-18	Ordinary Business	146961	-	146961
2017-18	Unabsorbed Depreciation	1899	-	1899
2018-19	Ordinary Business	-	-	31422
2018-19	Unabsorbed Depreciation	-	-	1492

Tax Credit for AMT Paid under section 115JC against Tax Liability

A.Y.	Normal Tax Liability	Tax Liability u/s 115JC	Tax Payable by the Assessee	Additional Tax Liability	Extra FTC Utilised for AMT Provision	Credit u/s 115JD Utilised	Credit Lapsed	Credit Available for Carry Forward
2013-14	610998	7688920	7688920	7077922	-	-	-	7077922
2014-15	674319	6593151	6593151	5918832	-	-	-	12996754
2015-16	16417	3571983	3571983	3555566	-	-	-	16552320
2016-17	3955	601049	601049	597094	-	-	-	17149414

DISALLOWED U/S 37

Sr. No.	Particulars	Amount
1	GST late fee	40.00
2	GST	350.00
	Total	390.00



Name Of Assessee	: Alpine Estates		
PAN	: AANFA5250F		
Office Address	: 5-4-187/3 And 4, Soham Mansion, 2nd Floor, Ranigunj, Secunderabad, Telangana-500003		
Status	: FIRM	Assessment Year	: 2018 - 2019
Ward No	: ITO,W-10(4),HYD	Financial Year	: 2017 - 2018
D.O.I.	: 17/01/2007		
Phone No.	: 0-0	Mobile No.	: 8978144447
Email Address	: gkr Rao@modiproperties.com		
Name Of Bank	: Hdfc Bank		
Micr Code	: 500240003		
Iifs Code	: Hdfc0000042		
Address	: Hyderabad - Secunderabad		
Account No.	: 00422320004966		
Return	: Original		

COMPUTATION OF TOTAL INCOME

Profits And Gains From Business And Profession

0

Profit Before Tax As Per Profit And Loss Account		-33304
Add :		
Depreciation Disallowed	1492	
Disallowed U/s 37	390	1882
		-31422
Less :		
Interest Received	52946	
Allowed Depreciation	1492	-54438
		-85860
Out Of Loss Of Rs. 85860, Unabsorbed Depreciation Is Rs. 1492 & Business Loss Is Rs. 84368		

Income From Other Sources

Interest		52946
Total		52946

Inter-head Adjustment Of Losses U/s 71

Business Loss Set Off From Income From Other Sources		-52946
Rs.		

Current Year Losses Carried Forward

Business Loss Of Rs. 31422		
Unabsorbed Depreciation Of Rs. 1492		

Gross Total Income

Total Income

Nil
Nil


COMPUTATION OF TAX ON TOTAL INCOME

Tax On Rs. Nil

Nil

Tax Payable

Nil


SOHAM MODI
(DIRECTOR OF MPIPL)

FIXED ASSETS

Block	Rate	WDV as on 01/04/2017	Addition		Deduction	Total	Depreciation for the Year	WDV as on 31/03/2018
			More than 180 Days	Less than 180 Days				
			Rs.	Rs.				
FURNITURE AND FITTINGS	10.00%	1,958	0	0	0	1,958	196	1,762
MACHINERY AND PLANT	15.00%	8,238	0	0	0	8,238	1,236	7,002
MACHINERY AND PLANT	40.00%	151	0	0	0	151	60	91
Total		10,347	0	0	0	10,347	1,492	8,855

LOSSES TABLE

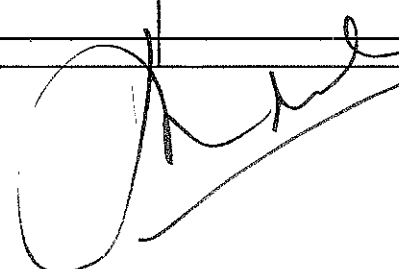
A.Y.	HEAD	LOSSES		
		BROUGHT FORWARD	SET-OFF	CARRIED FORWARD
2017-18	Ordinary Business	146961	-	146961
2017-18	Unabsorbed Depreciation	1899	-	1899
2018-19	Ordinary Business	-	-	31422
2018-19	Unabsorbed Depreciation	-	-	1492

Tax Credit for AMT Paid under section 115JC against Tax Liability

A.Y.	Normal Tax Liability	Tax Liability u/s 115JC	Tax Payable by the Assessee	Additional Tax Liability	Extra FTC Utilised for AMT Provision	Credit u/s 115JD Utilised	Credit Lapsed	Credit Available for Carry Forward
2013-14	610998	7688920	7688920	7077922	-	-	-	7077922
2014-15	674319	6593151	6593151	5918832	-	-	-	12996754
2015-16	16417	3571983	3571983	3555566	-	-	-	16552320
2016-17	3955	601049	601049	597094	-	-	-	17149414

DISALLOWED U/S 37

Sr. No.	Particulars	Amount
1	GST late fee	40.00
2	GST	350.00
	Total	390.00



CALCULATION SHEET FOR DEPRECIATION ON FIXED ASSETS

Particulars	Written Down Value	Other Assets Adjustment of Earlier Years	Written Down Value After Earlier Years Adjustments	Addition	Deduction	Balance	Adj. Other Assets (Current Year)	Amount on which Depreciation to be Calculated	Depreciation @ Normal Rate	Depreciation @ Additional Rate	Written Down Value	Written Down Value After Adjustments
FURNITURE AND FITTINGS @ 10.00%												
FURNITURE AND FIXTURES												
FURNITURE AND FIXTURES	1,958.00	0.00	1,958.00	-	0.00	1,958.00	0.00	1,958.00	196.00	0.00	1,762.00	1,762.00
MACHINERY AND PLANT @ 15.00%												
OFFICE EQUIPMENTS												
OFFICE EQUIPMENTS	605.00	0.00	605.00	-	0.00	605.00	0.00	605.00	91.00	0.00	514.00	514.00
SCOOTERS												
SCOOTERS	7,633.00	0.00	7,633.00	-	0.00	7,633.00	0.00	7,633.00	1,145.00	0.00	6,488.00	6,488.00
	8,238.00	0.00	8,238.00	0.00	0.00	8,238.00	0.00	8,238.00	1,236.00	0.00	7,002.00	7,002.00
MACHINERY AND PLANT @ 40.00%												
COMPUTER												
COMPUTER	144.00	0.00	144.00	-	0.00	144.00	0.00	144.00	58.00	0.00	86.00	86.00
PRINTERS												
PRINTERS	2.00	0.00	2.00	-	0.00	2.00	0.00	2.00	1.00	0.00	1.00	1.00
UPS												
UPS	5.00	0.00	5.00	-	0.00	5.00	0.00	5.00	2.00	0.00	3.00	3.00
	151.00	0.00	151.00	0.00	0.00	151.00	0.00	151.00	61.00	0.00	90.00	90.00
Grand Total	10,347.00	0.00	10,347.00	0.00	0.00	10,347.00	0.00	10,347.00	1,493.00	0.00	8,854.00	8,854.00

BLOCK WISE SUMMARY

Block	Rate	Opening WDV	Addition	Deduction	Depreciation	Closing WDV	Block Nil	Capital Gain / (Loss)	Expenses	Net Capital Gain / (Loss)
FURNITURE AND FITTINGS	10.00%	1,958	0	0	196	1,762	No	N/A	N/A	N/A
MACHINERY AND PLANT	15.00%	8,238	0	0	1,236	7,002	No	N/A	N/A	N/A
MACHINERY AND PLANT	40.00%	151	0	0	60	91	No	N/A	N/A	N/A
Grand Total		10,347	0	0	1,492	8,855		0	0	0

ALPINE ESTATES
5-4-187/3 & 4, SOHAM MANSION,
M.G. ROAD, SECUNDERABAD - 500 003.

ASSESSMENT YEAR :: 2018-2019.

BALANCE SHEET AS AT 31-03-2018

LIABILITIES	SCHEDULES	AMOUNT	ASSETS	SCHEDULES	AMOUNT
PARTNERS CAPITAL	A	2,528,101.91	CASH ON HAND	-	2.00
OUTSTANDING EXPENSES	B	58,479.00	BANK BALANCES	D	46,108.84
SUNDRY CREDITORS	C	528,669.10	FIXED ASSETS	E	8,824.45
			DEPOSITS, LOANS & ADV	F	131,226.64
			PARTNERS CAPITAL DEBI	G	2,929,088.08
		<u>3,115,250.01</u>			<u>3,115,250.01</u>

For ALPINE ESTATES

PARTNER.

ALPINE ESTATES
5-4-187/3 & 4, SOHAM MANSION,
M.G. ROAD, SECUNDERABAD - 500 003.
ASSESSMENT YEAR :: 2018-2019

PARTNERS CAPITAL ACCOUNTS

ANAND MEHTA

To	Balance b/fd. (01-04-17)	1,449,815.66		By	Balance c/fd. (31-03-2018)	1,477,743.81
To	Share of Income tax	25,261.36				
To	8% Share of Loss	2,666.79				
		<u>1,477,743.81</u>				<u>1,477,743.81</u>

Y. VIJAY KUMAR

To	25% Share of Loss	8,333.72		By	Balance b/fd. (01-04-2017)	1,128,346.19
To	Share of Income tax	78,941.75				
To	Balance c/fd. (31-03-2018)	1,041,070.72				
		<u>1,128,346.19</u>				<u>1,128,346.19</u>

K. SRIDEVI

To	Balance b/fd. (01-04-2017)	1,364,068.80		By	Balance c/fd. (31-03-2018)	1,451,344.27
To	Share of Income tax	78,941.75				
To	25% Share of Loss	8,333.72				
		<u>1,451,344.27</u>				<u>1,451,344.27</u>

MODI PROPERTIES & INVESTMENTS PVT. LTD.

To	25% Share of Loss	8,333.72		By	Balance b/fd. (01-04-2017)	1,474,455.27
To	Amount withdrawn during the year	200,000.00		By	Amount received during the year	185,000.00
To	Share of Income tax	78,941.75				
To	Balance c/fd. (31-03-2018)	1,372,179.80				
		<u>1,659,455.27</u>				<u>1,659,455.27</u>

HARI MEHTA

To	8% Share of Loss	2,666.79		By	Balance b/fd. (01-04-2017)	76,604.87
To	Share of Income tax	25,261.36				
To	Balance c/fd. (31-03-2018)	48,676.72				
		<u>76,604.87</u>				<u>76,604.87</u>

SURESH MEHTA

To	9% Share of Loss	3,000.14		By	Balance b/fd. (01-04-2017)	97,593.85
To	Share of Income tax	28,419.03				
To	Balance c/fd. (31-3-18)	66,174.68				
		<u>97,593.85</u>				<u>97,593.85</u>

For ALPINE ESTATES,



PARTNER.

ALPINE ESTATES
5-4-187/3 & 4, SOHAM MANSION,
M.G. ROAD, SECUNDERABAD - 500 003.

ASSESSMENT YEAR :: 2018-2019

PROFIT & LOSS ACCOUNT FOR THE YEAR ENDED 31-3-18

To	Bank charges	19,735.09		By	Interest on Income tax refund	52,946.20
To	Consultancy charges	55,414.00		To	Net Profit Transfer to	
To	Depreciation	1,523.00			Partners Capital:	
To	GST	350.00			Anand Mehta (8%)	2,666.79
To	GST Late Fees	40.00			Y. Vijay Kumar (25%)	8,333.72
To	IT Representation Fees	9,219.00			Mrs. K. Sridevi (25%)	8,333.72
					MPIPL (25%)	8,333.72
					Hari Mehta (8%)	2,666.79
					Suresh Mehta (9%)	3,000.14
		86,281.09				33,334.89
						86,281.09

For ALPINE ESTATES,

 PARTNER

ALPINE ESTATES		A.Y.2018-2019
SCHEDULE - A		
<u>PARTNERS CAPITAL:</u>		
Y. Vijay Kumar		1,041,070.72
Modi Properties & Investments Pvt. Ltd.		1,372,179.80
Hari Mehta		48,676.72
Suresh Mehta		66,174.68
		2,528,101.91
SCHEDULE - B		
<u>OUTSTANDING EXPENSES:</u>		
I.T. Representation fees payable		3,585.00
Repairs & Maintenance payable		54,894.00
		58,479.00
SCHEDULE - C		
<u>SUNDRY CREDITORS:</u>		
<u>Other</u>		
MFH Owners Association		47,810.00
Maintenance & Security deposit		480,859.10
		528,669.10
SCHEDULE - D		
<u>BANK BALANCES:</u>		
HDFC Bank R.P. Road		46,108.84
		46,108.84
SCHEDULE - F		
<u>DEPOSITS LOANS & ADVANCES:</u>		
<u>Deposits</u>		
Gas Deposit	3,000.00	
Telephone Deposit	500.00	3,500.00
<u>Loans</u>		
Jaikumar		50,000.00
<u>Advances</u>		
TDS Receivable		77,726.64
		131,226.64
SCHEDULE - G		
<u>PARTNERS CAPITAL - DEBIT BALANCES:</u>		
Anand Mehta		1,477,743.81
K. Sridevi		1,451,344.27
		2,929,088.08

