

INDIAN INCOME TAX RETURN ACKNOWLEDGEMENT

[Where the data of the Return of Income in Form ITR-1 (SAHAJ), ITR-2, ITR-3, ITR-4S (SUGAM), ITR-4, ITR-5, ITR-6, ITR-7 transmitted electronically with digital signature]

Assessment Year
2014-15

PERSONAL INFORMATION AND THE DATE OF ELECTRONIC TRANSMISSION	Name			PAN	
	MODI PROPERTIES AND INVESTMENTS PRIVATE LIMITED			AABCM4761E	
	Flat/Door/Block No	Name Of Premises/Building/Village		Form No. which has been electronically transmitted	ITR-6
	5-4-187/ 3AND4, 3RD FLOOR	SOHAM MANSION			
	Road/Street/Post Office	Area/Locality		Status	Pvt Company
	MG ROAD	RANIGUNJ			
	Town/City/District	State	Pin		
	SECUNDERABAD	TELANGANA	500003		
Designation of AO(Ward/Circle)			Original or Revised		
DCIT/ACIT, CIR-16(2),HYD			ORIGINAL		
E-filing Acknowledgement Number			Date(DD/MM/YYYY)		
377172901300914			30-09-2014		
COMPUTATION OF INCOME AND TAX THEREON	1	Gross total income	1	0	
	2	Deductions under Chapter-VI-A	2	0	
	3	Total Income	3	0	
	3a	Current Year loss, if any	3a	0	
	4	Net tax payable	4	247043	
	5	Interest payable	5	0	
	6	Total tax and interest payable	6	247043	
	7	Taxes Paid	a Advance Tax	7a	0
			b TDS	7b	718195
			c TCS	7c	0
d Self Assessment Tax			7d	0	
e Total Taxes Paid (7a+7b+7c +7d)			7e	718195	
8	Tax Payable (6-7e)	8	0		
9	Refund (7e-6)	9	471150		

This return has been digitally signed by SOHAM MODI in the capacity of DIRECTOR
 having PAN ABMPM6725H from IP Address 183.82.233.194 on 30-09-2014 at SECUNDERABAD
 Dsc SI No & issuer 1074423CN=e-Mudhra Sub CA for Class 2 Individual 2014, OU=Certifying Authority, O=eMudhra Consumer Services Limited, C=IN

DO NOT SEND THIS ACKNOWLEDGEMENT TO CPC, BENGALURU

Final

MODI PROPERTIES & INVESTMENTS PVT LTD
5-4-187/3 &4, 3rd Floor, Soham Mansion,
M.G.Road, Secunderabad - 500 003

Assessment Year 2014-2015

Accounting Year	01.04.2013 To 31.03.2014
Status	Pvt Ltd Co/Resident
P A N	AABCM 4761 E/ ACIT 16 (2)/Hyd.
Nature of Business	Real Estate Developers/Managers
Date of Formation	28th June 1994
Bank Account Particulars	HDFC Bank, S.D.Road Branch, Secunderabad C.A No.0422000001120 MICR Code: 500240003

COMPUTATION OF INCOME

I. Income from Business:

Net Profit before Tax as per Profit & Loss Account 3,921,524

Add: Dissallowables/Items considered seperately

1. Depreciation As per companies Act 1956	592,940	
2. Interest on TDS Debited to P & L Account	2,960	
3. Interest on ST Debited to P & L Account	26	
4. Disallowances U/s.43B (Bonus)	22,903	
6. TDS Earlieris	90	
		618,919
		<u>4,540,443</u>

Less: Items considered seperately

1. Share of Profit from Partnership Firms		
Silver Oak Estates	8,462.78	
Summit Builders	211,695.14	
Alpine Estates	5,619,722.30	
Kadokia Modi Housing	171,146.09	
Mehta & Modi Homes	1,019,912.66	
		7,030,939
2.Share of Loss from Partnership Firms		
Modi Estates	1,451.00	
Paramount Estates	1,273,817.17	
Gulmohar Residency	458.82	
B & C Estates	828,311.25	
Paramount Builders	298,514.07	
Mehta & Modi Homes (Priorperiod)	2,003,335.50	
		4,405,888
		2,625,051
3. Depreciation allowable under the I.T. Act 1961	489,879	3,114,930

Income from Business 1,425,513

Less: Brought forward Losses:

Business Loss 2010-2011	192,097	
Business Loss 2011-2012	1,233,416	1,425,513

MODI PROPERTIES & INVESTMENTS PVT LTD
5-4-187/3 & 4, 3rd Floor, Soham Mansion,
M.G.Road, Secunderabad - 500 003

Tax thereon
Add: Cess

Taxes Paid:

TDS

718,195

718,195.40

Balance Refundable:

718,195.40

Unabsorbed Depreciation to be carried forward


Assessment Year 2007-08	212,701.00
Assessment Year 2008-09	439,876.00
Assessment Year 2010-11	419,943.00
Assessment Year 2011-12	335,457.00
Assessment Year 2012-13	183,849.00
Assessment Year 2013-14	489,879.30
	<u>2,081,705.30</u>

Business Loss to be carried forward

Assessment Year 2011-12	1,311,501.00
Assessment Year 2012-13	2,641,986.00
Assessment Year 2013-14	2,394,871.70
	<u>6,348,358.70</u>

MAT Credit to be carried forward

A.Y.2009-2010	85,567.00
A.Y.2014-2015	247,042.96
	<u>332,609.96</u>



MODI PROPERTIES & INVESTMENTS PVT LTD
5-4-187/3 & 4, 3rd Floor, Soham Mansion, M.G.Road
Secunderabad - 500 003.
Assessment Year -2014-2015

COMPUTATION OF MAT LIABILITY U/S.115 JB

Income from Business

Net Profit before tax as per Profit & Loss account 3,921,524

Less: Items considered seperately


1. Share of Profit from Partnership Firms

Silver Oak Estates	8,462.78	
Summit Builders	211,695.14	
Alpine Estates	5,619,722.30	
Kadakia Modi Housing	171,146.09	
Mehta & Modi Homes	1,019,912.66	
		<u>7,030,939</u>
		-3,109,415

2. Share of Loss from Partnership Firms

Modi Estates	1,451.00	
Paramount Estates	1,273,817.17	
Gulmohar Residency	458.82	
B & C Estates	828,311.25	
Paramount Builders	298,514.07	
Mehta & Modi Homes (Priorperiod)	2,003,335.50	
		<u>4,405,888</u>
		<u>1,296,473</u>

Tax there on @ 18.5%	239,848
Education Cess @ 3%	7,195
Total Tax payable	<u>247,043</u>
Less: TDS	<u>718,195</u>
Refundable	<u>471,152</u>



MODI PROPERTIES & INVESTMENTS PVT LTD

Asst. Year : 2014-2015

Depreciation Statement As Per Income Tax Act

Sl.No.	Name of the Asset	Depreciation %	W.D.V. as on 01.04.2013	Additions before 09/2013	Additions after 09/2013	Deletions	Total	Depreciation before 30-09-13	Depreciation after 30-09-13	Depreciation & Adjustments	W.D.V. as on 31.03.2014
1	Two Wheelers	15%	17,935.03	-	-	-	17,935.03	2,690.25	-	2,690.25	15,244.78
2	Office Equipment	15%	140,039.21	-	147,570.00	-	287,609.21	21,005.88	11,067.75	32,073.63	255,535.58
3	Computers	60%	62,196.50	-	53,750.00	-	115,946.50	37,317.90	16,125.00	53,442.90	62,503.60
4	Four Wheelers	15%	426,969.66	2,703,695.00	-	650,000.00	2,480,664.66	372,099.70	-	372,099.70	2,108,564.96
5	Furniture & Fixtures	10%	146,581.35	-	-	-	146,581.35	14,658.14	-	14,658.14	131,923.22
6	Construction Machinery	15%	7,369.09	-	-	-	7,369.09	1,105.36	-	1,105.36	6,263.73
7	Air Cooler	15%	71,664.30	-	-	-	71,664.30	10,749.65	-	10,749.65	60,914.66
8	Cell Phones	15%	6,424.33	-	-	-	6,424.33	963.65	-	963.65	5,460.68
9	Bi-Cycle	15%	584.17	-	-	-	584.17	87.63	-	87.63	496.54
10	Camera	15%	5,438.63	-	-	-	5,438.63	815.79	-	815.79	4,622.84
11	Generator	15%	7,950.70	-	-	-	7,950.70	1,192.61	-	1,192.61	6,758.10
			893,152.97	2,703,695.00	201,320.00	650,000.00	3,148,167.97	462,686.55	27,192.75	489,879.30	2,658,288.67

MODI PROPERTIES & INVESTMENTS PRIVATE LIMITED

Balance Sheet as at 31st March, 2013

(in `)

Particulars		Note No.	As at 31st March, 2014		As at 31st March, 2013	
I.	EQUITY AND LIABILITIES					
1	Shareholders' funds					
	(a) Share capital	2	922,000		922,000	
	(b) Reserves and surplus	3	177,621,124	178,543,124	173,699,600	174,621,600
3	Current liabilities					
	(a) Short Term Borrowings	4	8,631,232		9,676,164	
	(b) Trade payables		-		53,253	
	(c) Other current liabilities	5	861,963	9,493,195	3,013,125	12,742,542
	TOTAL			188,036,319		187,364,142
II.	ASSETS					
	Non-current assets					
1	(a) Fixed assets					
	(i) Tangible assets	6	2,841,441		757,149	
	(b) Non-current investments	7	158,228,504		166,504,838	
	(c) Deferred Tax (Net)		-		-	
	(d) Long-term loans and advances	8	23,446,803	184,516,748	18,329,787	185,591,774
2	Current assets					
	(a) Trade receivables	9	-		60,000	
	(b) Cash and Bank balances	10	1,971,459		418,103	
	(c) Short-term loans and advances	11	652,326		938,304	
	(d) Other current assets	12	895,784	3,519,569	355,960	1,772,367
	TOTAL			188,036,318		187,364,142
	Significant Accounting Policies					
	Notes to Financial Statements	1				

As per my Report of even date

For and on behalf of the Board

(Ajay Mehta)
Chartered Accountant
M.No:- 035449

(Soham Modi)
Managing Director

(Gaurang Mody)
Director

Place : Secunderabad

Date :

MODI PROPERTIES & INVESTMENTS PRIVATE LIMITED
Statement of Profit and Loss for the year ended 31st March, 2013


(in `

Particulars		Note No.	Year ended 31st March,2014		Year ended 31st March,2013	
INCOME :						
I.	Revenue from operations	13	7,978,851		14,716,255	
II.	Other income	14	3,001,191		1,563,848	
III.	Total Revenue(I+II)			10,980,043		16,280,103
IV. EXPENSES :						
	Employee benefits expense	15	2,241,473		2,204,590	
	Finance costs	16	1,472,583		2,180,719	
	Depreciation	6	592,940		188,465	
	Other expenses	17	2,751,522		3,216,164	
	Total expenses			7,058,518		7,789,938
V.	Profit before tax			3,921,524		8,490,165
VI.	Tax expense:					
	(1) Current tax		-		-	
	(2) Deferred tax		-		(2,219,789)	
VII.	Net Profit for the period(V-VI)			3,921,524		6,270,376
VIII.	Earnings per equity share:					
	(1) Basic			425		680
	Significant Accounting Policies	1				
	Notes to Financial Statements					

As per my Report of even date

For and on behalf of the Board

(Ajay Mehta)
Chartered Accountant
M.No:- 035449
Place : Secunderabad
Date :


(Soham Modi)
Managing Director

(Gaurang Mody)
Director

MODI PROPERTIES & INVESTMENTS PRIVATE LIMITED
Notes on Financial Statements for the Year ended 31st March, 2014

The previous year figures have been regrouped / reclassified, wherever necessary to conform to the current year presentation

Note No. 2 SHARE CAPITAL (in `)

<u>Share Capital</u>	As at 31st March, 2014	As at 31st March, 2013
Authorised Share Capital		
10,000 Equity Shares of ` 100/- each	1,000,000	1,000,000
Issued, Subscribed & Paid up Share Capital		
9,220 Equity Shares of ` 100/- each fully paid	922,000	922,000
Total	922,000	922,000

Note No. 2.1 The reconciliation of the number of shares outstanding is set out below :

(in `)

Particulars	As at 31st March, 2014		As at 31st March, 2013	
	No. of shares	Amount	No. of shares	Amount
Shares outstanding at the beginning of the year	9,220	922,000	9,220	922,000
Shares Issued during the year	-	-	-	-
Shares bought back during the year	-	-	-	-
Shares outstanding at the end of the year	9,220	922,000	9,220	922,000

Note No. 2.2 The details of Shareholders holding more than 5% shares :

SR NO	Name of Shareholder	As at 31st March, 2014		As at 31st March, 2013	
		No. of Shares held	% of Holding	No. of Shares held	% of Holding
1	Soham Modi	9020	97.83%	8910	96.64%
	Total	9020	97.83%	8910	96.64%

Note No. 3 RESERVES AND SURPLUS (in `)

(in `)

RESERVES AND SURPLUS	As at 31st March, 2014		As at 31st March, 2013	
a General Reserve				
As per last balance sheet	3,000,000		3,000,000	
Addition during the year	-	3,000,000	-	3,000,000
Closing Balance		3,000,000		3,000,000
b Surplus as per statement of profit and loss				
As per last balance sheet	170,699,600		164,429,224	
Add: Profit for the year	3,921,524	174,621,124	6,270,376	170,699,600
Closing Balance		174,621,124		170,699,600
Total		177,621,124		173,699,600

MODI PROPERTIES & INVESTMENTS PRIVATE LIMITED
Notes on Financial Statements for the Year ended 31st March, 2014

Note No. #REF! SHORT TERM BORROWINGS


(in `)

Long Term Borrowings	As at 31st March, 2014		As at 31st March, 2013	
	Non Current	Current	Non Current	Current
Secured				
(a) Vehicle loans from banks				
(i) from HDFC Bank Ltd (Secured against hypothecation of Innova car)	-	-	-	81,683
(ii) from HDFC Bank Ltd (Secured against hypothecation of car)	1,110,441	-	-	-
	1,110,441	-	-	81,683
Unsecured				
(i) from Religare Finvest Ltd (Secured against land belonging to third party)	-	-	5,015,931	-
(ii) Loans and advances from related parties				
From Directors	7,520,791	-	4,660,233	-
From Others	-	-	-	-
	7,520,791	-	9,676,164	-
Total	8,631,232	-	9,676,164	81,683

Note No. 5 OTHER CURRENT LIABILITIES

(in `)


Other Current Liabilities	As at 31st March, 2014	As at 31st March, 2013
(i) Current Maturities of Longterm Liabilities	253,832.00	2,647,299
(ii) Other payables	106,013.00	-
(a) Statutory Dues		
TDS Payable	117,512	98,939
Employees State Insurance Payable	1,829	3,244
Provident Fund Payable	6,209	10,624
Professional Tax Payable	400	3,000
(b) Others		
Bonus Payable	45,440	87,036
Audit Fees Payable	25,590	25,281
Others	305,138	137,702
Total	861,963	3,013,125



MODI PROPERTIES & INVESTMENTS PRIVATE LIMITED
Notes on Financial Statements for the Year ended 31st March, 2013

Note No. 7 NON CURRENT INVESTMENTS

	Particulars	As at 31st March, 2014	As at 31st March, 2013
A	Trade Investments (Refer A below)		
	(a) Investment Properties		
	(b) Investment in Equity instruments		
	(c) Investments in preference shares		
	(d) Investments in Government or Trust securities		
	(e) Investments in debentures or bonds		
	(f) Investments in Mutual Funds		
	(g) Investments in partnership firms*		
	(h) Other non-current investments (specify nature)		
	Total (A)	-	-
B	Other Investments (Refer B below)		
	(a) Investment Properties		
	(b) Investment in Equity instruments	15,804,000	15,804,000
	(c) Investments in preference shares	-	-
	(d) Investments in Government or Trust securities	-	-
	(e) Investments in debentures or bonds	-	-
	(f) Investments in Mutual Funds	-	-
	(g) Investments in partnership firms*	142,424,504	150,700,838
	(h) Other non-current investments (specify nature)	-	-
	Total (B)	158,228,504	166,504,838
	Grand Total (A + B)	158,228,504	166,504,838
	Less : Provision for diminution in the value of Investments		
	Total	158,228,504	166,504,838



MODI PROPERTIES & INVESTMENTS PRIVATE LIMITED
Notes on Financial Statements for the Year ended 31st March, 2014

Note No. 8 LONG TERM LOANS AND ADVANCES (in `)


Long Term Loans and Advances	As at 31st March, 2014	As at 31st March, 2013
(Unsecured and considered good)		
a. Security Deposits		
(i) Others	270,543	226,543
b. Loans and advances to other parties.	23,176,260	18,103,244
Total	23,446,803	18,329,787

Note No. 9 TRADE RECEIVABLES (in `)

Trade Receivables	As at 31st March, 2014	As at 31st March, 2013
Over six months		
Unsecured, considered good		
Unsecured, considered doubtful		
Less: Provision for doubtful debts	-	-
Others		
Unsecured, considered good	-	60,000
Unsecured, considered doubtful		
Less: Provision for doubtful debts	-	60,000
Total	-	60,000

Note No. 10 CASH AND BANK BALANCES (in `)

Cash and Bank balances	As at 31st March, 2014	As at 31st March, 2013
a. Balances with banks	1,642,677	329,409
b. Cash on hand	328,782	88,694
Total	1,971,459	418,103



MODI PROPERTIES & INVESTMENTS PRIVATE LIMITED
Notes on Financial Statements for the Year ended 31st March, 2014

Note No. 11 SHORT TERM LOANS AND ADVANCES

(in `)


Short-term loans and advances	As at 31st March, 2014	As at 31st March, 2013
(Unsecured and considered good)		
a. Loans and advances to related parties	0	-
b. Others (specify nature)	652,326	938,304
Total	652,326	938,304

Note No. 12 OTHER CURRENT ASSETS

(in `)

Other current assets	As at 31st March, 2014	As at 31st March, 2013
Advance Taxes	895,784	355,960
Total	895,784	355,960

This is an all-inclusive heading, which incorporates current assets that do not fit into any other asset categories.



MODI PROPERTIES & INVESTMENTS PVT LTD
GROUPINGS FOR THE YEAR ENDED 31st MARCH 2014

CASH AT BANK

AXIS Bank	123,520.47
DCB Bank Ltd	25,000.00
HDFC Bank	1,479,194.32
New HDFC Bank A/c MG	5,000.00
SBI Bank (M.G.Road)	2,690.00
SBI M.G.Road (New)	7,272.00
	1,642,676.79

SUNDRY CREDITORS

<u>Suppliers:</u>	
Aztech Marketing	620.00
Computer Collections	350.00
Crystal Communication	89,937.00
Gautham Enterprises	3,000.00
G Krishna Murthy & Sons	5,304.00
Manikanta Printers	85.00
Neon Gate Technologies	1,313.00
Priyanka Printers	1,650.00
Venkatramana Stationery & Binding Works	3,754.00
	106,013.00

Other payables

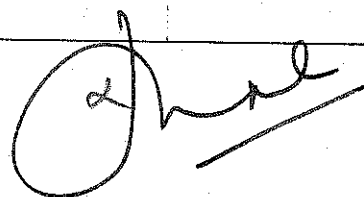
Mobile Allowances Payable	1,596.00
Salaries Payable	94,829.00
Commission payable to gwe	6,000.00
KNM - Reimbursement of Admin Exp Receivable	450.00
Krishnamohan Consultant	2,000.00
Manjeet Bucha	25,263.00
Sudhir Mehta	50,000.00
Vat deposit	125,000.00
	305,138.00

T.D.S RECEIVABLE

Tds Receivable 11-12	177,589.00
Tds Receivable 13-14	718,195.40
	895,784.40

LOANS/ADVANCES & RECEIVABLES

<u>STAFF - LOANS</u>	
Ajeeta Mody Salary Account	2060.00
A Shanker Reddy Salary Account	26163.00
Gaurang Mody Salary Account	13140.00
Jai Kumar Sal A/c	119049.00
Kanaka Rao G Salary Account	18964.00
K Aruna Salary Account	204.00
M Mohan Mehar Kumar Salary Account	18000.00
Prameela - Loan	15000.00
Prasad.E on Salary Account	500.00
Swaroopaa Salary Account	22176.00
	235,256.00



MODI PROPERTIES & INVESTMENTS PVT LTD
GROUPINGS FOR THE YEAR ENDED 31st MARCH 2014

STAFF - PETTY CASH ACCOUNTS

Ramachary Petty cash account	500.00	500.00
------------------------------	--------	--------

RECEIVABLES

Green Tower - Supervision Charges Receivable	64,420.00	
Mahendra Hills - SCR P.NO.141	4,935.00	
Holool - Supervision charges receivable	279,397.00	
Com Exp -MV	1,910.00	
Mahindra Hills - SCR Plot No.140	68.00	
M C Modi Educational Trust Rent Payable 1st Floor	29,906.00	
M C Modi Educational Trust Rent Payable - 2nd Flo	35,934.00	416,570.00
		652,326.00

Loans & Advances other parties

Modi Builders & Infrastructure Pvt. Ltd.		10,448,714.00
Mody Motors		10,833,967.00
MPM Recreation Pvt Ltd - ICD		1,781,054.90
Religare Finvest Ltd.		112,523.99
		23,176,259.89

Security Deposits others

A.P. Transco		17,500.00
BPCL Petrol Card Deposit		20,000.00
Cell Pune Deposit		9,000.00
Internet Deposit		1,000.00
MCMET Deposit		192,000.00
Telephone Deposit		31,043.00
		270,543.00

Loans & Advances - Directors

Soham Modi		7,943,008.73
		7,943,008.73


Details of Investments in Partnership Firms

Alpine Estates		-538,586.27
B & C Estates		26,591,040.75
Gulmohar Residency		-739.42
Kadokia & Modi HOusing		6,049,684.04
Mehta & Modi Homes		81,459,969.20
Modi Estates		-171,650.25
Paramount Builders		13,718,231.09
Paramount Estates		14,580,538.01
Silver Oak Estates		508,981.28
Summit Builders		227,036.06
		142,424,504.49

MODI PROPERTIES & INVESTMENTS PVT LTD
GROUPINGS FOR THE YEAR ENDED 31st MARCH 2014

Details of Investment in Pvt. Ltd. Co.

Modi Houseing Pvt. Ltd.	15,704,000.00
Paramount Avenues Pvt. Ltd.	100,000.00
	15,804,000.00

A handwritten signature in black ink, consisting of a large, stylized initial 'M' followed by a surname that appears to be 'Modi'. The signature is written in a cursive style.

MODI PROPERTIES & INVESTMENTS PRIVATE LIMITED
Notes on Financial Statements for the Year ended 31st March, 2014

NOTE No. 13 REVENUE FROM OPERATIONS

(in `)

Revenue from Operations	As at 31st March, 2014	As at 31st March, 2013
Management Supervision Charges	1,621,800.00	2,043,979
Admin Expenses reimbursement	3,732,000.00	-
Share of Profit from Partnership Firms	2,625,051.16	12,672,276
Total	7,978,851.16	14,716,255

NOTE No. 14 OTHER INCOME

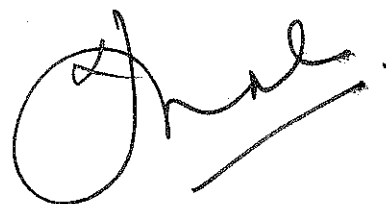
(in `)

Other Income	As at 31st March, 2014	As at 31st March, 2013
Income from Non current investments		
a) Interest Income		
From Loans and deposits	2,530,570.70	1,563,848
Income from current investments		
a) Interest Income	37,644.00	-
b) Others		-
Profit On Sale of Cars	422,217.73	-
Interest on IT refund	10,759.00	-
Miscellaneous Receipts	-	-
Sundry Balances Written off	-	-
Total	3,001,191.43	1,563,848

NOTE 15

Disclosure pursuant to Note no. 5(i)(a) of Part II of Schedule VI to the Companies Act, 1956

Employee Benefits Expense	As at 31st March, 2014	As at 31st March, 2013
(a) Salaries and incentives	2,142,456.00	2,102,734
(b) Contributions to -		
(i) Provident fund	45,084.00	60,007
(ii) Employees State Insurance	13,340.00	22,459
(c) Staff welfare expenses	40,593.00	19,390
Total	2,241,473.00	2,204,590



MODI PROPERTIES & INVESTMENTS PRIVATE LIMITED
Notes on Financial Statements for the Year ended 31st March, 2014

NOTE 16


Disclosure pursuant to Note no. 3 of Part II of Schedule VI to the Companies Act, 1956

Finance costs	As at 31st March, 2014	As at 31st March, 2013
a) Interest expense		
On Bank loans	92,577.91	3,332
On other loans	1,369,943.71	2175423
b) Other Borrowing cost	10,061.75	1,964
Total	1,472,583.37	2,180,719

NOTE 17

Other expenses	As at 31st March, 2014	As at 31st March, 2013
Power & Fuel	230,588.00	210,365
Repairs & Maintenance	201,614.00	232,585
Vehicles Maintenance	300,204.00	693,537
News & Periodicals	12,678.00	11,110
Rates & taxes	56,112.35	278,997
Legal & Professional Fees	98,105.00	136,787
Payment to Auditors	25,000.00	28,090
Office Maintenance	632,468.00	544,261
Printing and Stationery	25,189.00	25,939
Telephone & Postage Charges	138,961.65	146,793
Conveyance	4,077.00	18,240
Travelling Expense	27,891.00	21,567
Advertisement	-	-
Rent	709,112.00	665,743
Sales Promotion	13,237.00	62,444
Bad debts written off	9,168.80	83,880
AMC Charges	6,000.00	20,056
Miscellaneous Expense	33,911.00	35,770
Transportation	4,390.00	-
Home line - Verduer	222,815.00	-
Total	2,751,521.80	3,216,164.00

Audit fees	As at 31st March, 2014	As at 31st March, 2013
Payments to the auditor as		
a. auditor,	20,000.00	20,000
b. for taxation matters,	5,000.00	5,000
c. for other services,	3,090.00	3,090



MODI PROPERTIES & INVESTMENTS PVT LTD
GROUPINGS FOR THE YEAR ENDED 31st MARCH 2014

SALARIES, Incentives & Other Allownaces

1. Staff Salaries	1,924,837.00
2. Staf medical & Accidental Insurance	41,389.00
3. Bonus	22,903.00
4. Incentives	90,245.00
5. Leave Encashment to Staff	39,539.00
6. Mobile Allowances to Staff	19,543.00
7. Mobile Reimbursement to Staff	4,000.00
	2,142,456.00

Rates & Taxes

1. Service Tax	32,050.35
2. Trade Licence Fees	3,482.00
3. Labour Licence Fees	10,490.00
4. Builder Licence Fees	10,000.00
4. TDS Earlier	90.00
	56,112.35

Veicle Maintenance & Petrol Carges


1. Vehicle Maintenance (4 wheelers)	37,822.00
2. Vehicle Maintenance (2 wheelers)	10,593.00
3. Petrol /Diesel / Kerosin	251,789.00
	300,204.00

Repairs & Maintenance carges

1) Repairs & Maintence Computers	15,546.00
2) Repairs & maintence - Office equipments	48,900.00
3) Repairs & maintence - Office	92,843.00
4) Soham Mansion Maintenance	44,325.00
	201,614.00

Telephone / Postage & Courier

Postage & Courier	801.00
Telephone Expenses	138,160.65
	138,961.65



Management Supervision Charges

CSR Hotels	77,855.00
Green Towers	1,092,692.00
Hoolool India Ltd.	420,480.00
Mahindra Hills	30,773.00
	1,621,800.00

Admin Expenses Reimbursement

Mehta & Modi Homes	2,400,000.00
Modi & Modi Constructions	480,000.00
Modi Ventures	252,000.00
Kadokia & Modi Housing	600,000.00
	3,732,000.00

Share of Profit / (Loss) from partnership firms


Silver Oak Estates	8,462.78
Summit Builders	211,695.14
Alpine Estates	5,619,722.30
Kadokia Modi Housing	171,146.09
Mehta & Modi Homes	1,019,912.66
Modi Estates	-1,451.00
Paramount Estates	-1,273,817.17
Gulmohar Residency	-458.82
B & C Estates	-828,311.25
Paramount Builders	-298,514.07
Mehta & Modi Homes (Prior period)	-2,003,335.50
	2,625,051.16

Interest Received on Loans


Mody Motors	926,630.00
MPM Recreation Arcade Pvt. Ltd.	177,994.00
Raghava Polymers	204,114.70
Modi Builders & Infrastructure Pvt. Ltd.	963,520.00
Bhavya Industries	134,718.00
Bhavya Industries (12-13)	123,594.00
	2,530,570.70

Interest paid on Bank Loans

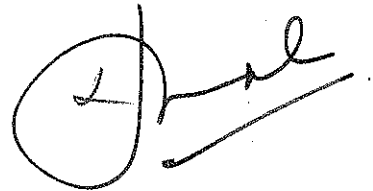
HDFC	92,577.91
	92,577.91



<u>Interest paid on other Loans</u>	
Religare Finvest	1,004,627.71
Soham Modi	362,330.00
Interest on TDS	2,960.00
Interest on ST	26.00
	<u>1,369,943.71</u>
<u>Legal & Professional Fees</u>	
Consultancy charges	44,830.00
Legal expenses	53,275.00
	<u>98,105.00</u>



<u>Office Maintenance expenses</u>	
Office expenses	174,477.00
Uniforms	780.00
Security charges	120,839.00
House Keeping charges	336,372.00
	632,468.00
<u>Home Line - Verduer</u>	
Advertisement	40,450.00
Legal	2,600.00
Printing & Stationery	177,115.00
Transportation	2,650.00
	222,815.00



A handwritten signature in black ink, appearing to be 'J. H. ...', is written below the table.

MODI PROPERTIES & INVESTMENTS PRIVATE LIMITED

Notes on Financial Statements for the Year ended 31st March, 2014

Note No. 6 Fixed Assets

Fixed Assets	Gross Block			Accumulated Depreciation			Net Block			
	As at 01-04-2013	Additions	Disposals	As at 31-03-2014	As at 01-04-2013	For the year	Deductio ns\Adjust ments	Upto 31-03-2014	As at 31-03-2014	As at 31-03-2013
Tangible Assets										
Air Cooler	217,070	-	-	217,070	123,411	11,688	-	135,099	81,971	93,659
Camera	12,930	-	-	12,930	6,715	864	-	7,579	5,351	6,215
Cell Phones	39,380	-	-	39,380	30,258	1,269	-	31,527	7,853	9,122
Computers	1,120,043	53,750	-	1,173,793	961,812	66,529	-	1,028,341	145,452	158,231
Corolla Car	850,340	-	-	850,340	850,340	-	-	850,340	-	-
Furniture & Fixtures	322,182	-	-	322,182	241,935	14,525	-	256,460	65,722	80,247
Generator	51,874	-	-	51,874	41,977	1,377	-	43,354	8,520	9,897
Hero Honda Splendor	192,573	-	-	192,573	176,550	4,148	-	180,698	11,875	16,023
Machinery	70,477	-	-	70,477	62,509	1,108	-	63,617	6,860	7,968
Maruthi 800 CC	400,925	-	-	400,925	383,436	4,528	-	387,964	12,961	17,489
Toyota Innova	1,138,420	-	650,000	488,420	910,638	-	422,218	488,420	-	227,782
Office Equipment	406,523	147,570	-	554,093	276,008	18,968	-	294,976	259,117	130,515
Pajero Car	-	2,703,695	-	2,703,695	-	467,936	-	467,936	2,235,759	-
Total	4,822,737	2,905,015	650,000	7,077,752	4,065,589	592,940	422,218	4,236,311	2,841,441	757,148

