

**Summit Sales LLP**  
# 5-4-187/3 & 4, II Floor,  
Soham Mansion, M.G. Road,  
Secunderabad - 500 003.  
PAN ACQFS2044C

**Voucher Register**  
1-Mar-2020 to 31-Mar-2020

Vouchers of : Sales Taxable @ 18%

1-Mar-2020 to 31-Mar-2020

Date	Particulars	GSTIN/UIN	Vch Type	Vch No.	Taxable Value	Integrated Tax Amount	Central Tax Amount	State Tax Amount	Cess Amount	Total Tax Amount
21-3-2020	Vista Homes	36AAGFV2068P1ZJ	Sales	10998	67,523.00		6,077.07	6,077.07		12,154.14
21-3-2020	Vista Homes	36AAGFV2068P1ZJ	Sales	10999	14,070.00		1,266.30	1,266.30		2,532.60
21-3-2020	Vista Homes	36AAGFV2068P1ZJ	Sales	11000	18,876.00		1,698.84	1,698.84		3,397.68
21-3-2020	Vista Homes	36AAGFV2068P1ZJ	Sales	11001	19,727.00		1,775.43	1,775.43		3,550.86
21-3-2020	Kadokia & Modi Housing	36AAHFK8714A1ZJ	Sales	11002	7,980.00		718.20	718.20		1,436.40
21-3-2020	Nilgiri Estates	36AAHFN0766F1ZA	Sales	11003	114.00		10.26	10.26		20.52
21-3-2020	Praveen Babu Mylaram	36CYSPM5458E1ZV	Sales	11004	4,926.70		443.40	443.40		886.80
21-3-2020	A.Basha	36AUWPA6056C2ZK	Sales	11005	4,926.70		443.40	443.40		886.80
21-3-2020	Praveen Babu Mylaram	36CYSPM5458E1ZV	Sales	11006	1,971.70		177.45	177.45		354.90
21-3-2020	East Side Residency Annojiguda LLP	36AAHFE3373P1ZX	Sales	11007	4,272.00		384.48	384.48		768.96
21-3-2020	East Side Residency Annojiguda LLP	36AAHFE3373P1ZX	Sales	11008	2,160.00		194.40	194.40		388.80
21-3-2020	A.Basha	36AUWPA6056C2ZK	Sales	11009	1,971.70		177.45	177.45		354.90
21-3-2020	A.Basha	36AUWPA6056C2ZK	Sales	11010	1,971.70		177.45	177.45		354.90
21-3-2020	Praveen Babu Mylaram	36CYSPM5458E1ZV	Sales	11011	1,971.70		177.45	177.45		354.90
21-3-2020	A.Basha	36AUWPA6056C2ZK	Sales	11012	1,971.70		177.45	177.45		354.90
21-3-2020	East Side Residency Annojiguda LLP	36AAHFE3373P1ZX	Sales	11013	1,330.00		119.70	119.70		239.40
21-3-2020	Nilgiri Estates	36AAHFN0766F1ZA	Sales	11014	19,014.00		1,711.26	1,711.26		3,422.52
21-3-2020	Modi Properties Pvt Ltd - Platinum	36AABCM4761E1ZM	Sales	11015	3,639.00		327.51	327.51		655.02
21-3-2020	Silver Oak Villas LLP	36ADBFS3288A2Z7	Sales	11016	4,180.00		376.20	376.20		752.40
21-3-2020	Silver Oak Villas LLP	36ADBFS3288A2Z7	Sales	11017	456.00		41.04	41.04		82.08
21-3-2020	Silver Oak Villas LLP	36ADBFS3288A2Z7	Sales	11018	1,820.00		163.80	163.80		327.60
21-3-2020	Silver Oak Villas LLP	36ADBFS3288A2Z7	Sales	11019	42,411.00		3,816.99	3,816.99		7,633.98
21-3-2020	Silver Oak Villas LLP	36ADBFS3288A2Z7	Sales	11020	9,258.00		833.22	833.22		1,666.44
21-3-2020	Silver Oak Villas LLP	36ADBFS3288A2Z7	Sales	11021	2,530.00		227.70	227.70		455.40
21-3-2020	Mehta & Modi Reality Kowkur LLP	36ABLFM7631F1Z3	Sales	11022	9,336.00		840.24	840.24		1,680.48
<b>Grand Total</b>					<b>65,18,867.39</b>		<b>5,86,698.07</b>	<b>5,86,698.07</b>		<b>11,73,396.14</b>

**Summit Sales LLP**  
# 5-4-187/3 & 4, II Floor,  
Soham Mansion, M.G. Road,  
Secunderabad - 500 003.  
PAN ACQFS2044C

**Voucher Register**  
1-Mar-2020 to 31-Mar-2020

Vouchers of : **Sales Taxable @ 18%**

Page 1  
1-Mar-2020 to 31-Mar-2020

Date	Particulars	GSTIN/UIN	Vch Type	Vch No.	Taxable Value	Integrated Tax Amount	Central Tax Amount	State Tax Amount	Cess Amount	Total Tax Amount
1-3-2020	Silver Oak Villas LLP	36ADBFS3288A2Z7	Credit Note	91	(-)-312.00		(-)-28.08	(-)-28.08		(-)-56.16
1-3-2020	Bloomdale Owners Association		Credit Note	92	(-)-734.74		(-)-66.13	(-)-66.13		(-)-132.26
2-3-2020	Silver Oak Villas LLP	36ADBFS3288A2Z7	Sales	10592	3,35,166.25		30,164.96	30,164.96		60,329.92
2-3-2020	Silver Oak Villas LLP	36ADBFS3288A2Z7	Sales	10594	71,422.00		6,427.98	6,427.98		12,855.96
2-3-2020	Silver Oak Villas LLP	36ADBFS3288A2Z7	Sales	10595	72,581.00		6,532.29	6,532.29		13,064.58
2-3-2020	Villa Orchids LLP	36AANFG4817C1ZH	Sales	10596	5,980.00		538.20	538.20		1,076.40
2-3-2020	Villa Orchids LLP	36AANFG4817C1ZH	Sales	10597	15,175.00		1,365.75	1,365.75		2,731.50
2-3-2020	Villa Orchids LLP	36AANFG4817C1ZH	Sales	10598	10,000.00		900.00	900.00		1,800.00
2-3-2020	Silver Oak Villas LLP	36ADBFS3288A2Z7	Sales	10599	49,725.00		4,475.25	4,475.25		8,950.50
2-3-2020	Silver Oak Villas LLP	36ADBFS3288A2Z7	Sales	10601	7,557.50		680.18	680.18		1,360.36
2-3-2020	Silver Oak Villas LLP	36ADBFS3288A2Z7	Sales	10602	1,272.00		114.48	114.48		228.96
2-3-2020	Silver Oak Villas LLP	36ADBFS3288A2Z7	Sales	10603	3,600.00		324.00	324.00		648.00
2-3-2020	Silver Oak Villas LLP	36ADBFS3288A2Z7	Sales	10604	1,750.00		157.50	157.50		315.00
2-3-2020	Silver Oak Villas LLP	36ADBFS3288A2Z7	Sales	10605	15,435.00		1,389.15	1,389.15		2,778.30
2-3-2020	Silver Oak Villas LLP	36ADBFS3288A2Z7	Sales	10606	11,430.00		1,028.70	1,028.70		2,057.40
2-3-2020	Silver Oak Villas LLP	36ADBFS3288A2Z7	Sales	10607	15,871.00		1,428.39	1,428.39		2,856.78
2-3-2020	Silver Oak Villas LLP	36ADBFS3288A2Z7	Sales	10608	3,370.00		303.30	303.30		606.60
2-3-2020	Silver Oak Villas LLP	36ADBFS3288A2Z7	Sales	10610	10,900.00		981.00	981.00		1,962.00
2-3-2020	Silver Oak Villas LLP	36ADBFS3288A2Z7	Sales	10611	15,005.00		1,350.45	1,350.45		2,700.90
2-3-2020	Silver Oak Villas LLP	36ADBFS3288A2Z7	Sales	10612	41,720.00		3,754.80	3,754.80		7,509.60
2-3-2020	Silver Oak Villas LLP	36ADBFS3288A2Z7	Sales	10613	25,970.00		2,337.30	2,337.30		4,674.60
2-3-2020	Villa Orchids LLP	36AANFG4817C1ZH	Sales	10615	40,252.00		3,622.68	3,622.68		7,245.36
2-3-2020	Villa Orchids LLP	36AANFG4817C1ZH	Sales	10616	39,885.00		3,589.65	3,589.65		7,179.30
2-3-2020	Syed Mehdi and Razia Banu	36AVWPS4017L1ZT	Sales	10617	415.00		37.35	37.35		74.70
2-3-2020	Syed Mehdi and Razia Banu	36AVWPS4017L1ZT	Sales	10618	8,083.00		727.47	727.47		1,454.94
2-3-2020	Villa Orchids LLP	36AANFG4817C1ZH	Sales	10619	31,535.00		2,838.15	2,838.15		5,676.30
2-3-2020	Villa Orchids LLP	36AANFG4817C1ZH	Sales	10620	20,472.00		1,842.48	1,842.48		3,684.96
2-3-2020	East Side Residency Annojiguda Llp	36AAHFE3373P1ZX	Sales	10621	3,019.00		271.71	271.71		543.42
2-3-2020	East Side Residency Annojiguda Llp	36AAHFE3373P1ZX	Sales	10622	3,954.00		355.86	355.86		711.72
2-3-2020	East Side Residency Annojiguda Llp	36AAHFE3373P1ZX	Sales	10624	975.00		87.75	87.75		175.50
2-3-2020	East Side Residency Annojiguda Llp	36AAHFE3373P1ZX	Sales	10625	3,020.00		271.80	271.80		543.60
2-3-2020	East Side Residency Annojiguda Llp	36AAHFE3373P1ZX	Sales	10626	1,326.00		119.34	119.34		238.68
2-3-2020	East Side Residency Annojiguda Llp	36AAHFE3373P1ZX	Sales	10627	3,352.00		301.68	301.68		603.36
3-3-2020	East Side Residency Annojiguda Llp	36AAHFE3373P1ZX	Sales	10628	3,228.00		290.52	290.52		581.04
3-3-2020	East Side Residency Annojiguda Llp	36AAHFE3373P1ZX	Sales	10629	2,309.40		207.85	207.85		415.70
3-3-2020	East Side Residency Annojiguda Llp	36AAHFE3373P1ZX	Sales	10630	3,741.68		336.75	336.75		673.50
3-3-2020	East Side Residency Annojiguda Llp	36AAHFE3373P1ZX	Sales	10631	1,957.00		176.13	176.13		352.26
3-3-2020	East Side Residency Annojiguda Llp	36AAHFE3373P1ZX	Sales	10632	168.00		15.12	15.12		30.24
3-3-2020	East Side Residency Annojiguda Llp	36AAHFE3373P1ZX	Sales	10633	19,649.00		1,768.41	1,768.41		3,536.82
3-3-2020	East Side Residency Annojiguda Llp	36AAHFE3373P1ZX	Sales	10634	800.00		72.00	72.00		144.00
3-3-2020	Modi Realty Mallapur LLP	36AAEFM1459R1ZP	Sales	10637	2,500.00		225.00	225.00		450.00
3-3-2020	East Side Residency Annojiguda Llp	36AAHFE3373P1ZX	Sales	10639	4,995.48		449.59	449.59		899.18
3-3-2020	Modi Properties Pvt Ltd - Platinum	36AABCM4761E1ZM	Sales	10641	13,700.00		1,233.00	1,233.00		2,466.00
3-3-2020	Modi Realty Mallapur LLP	36AAEFM1459R1ZP	Sales	10642	1,648.00		148.32	148.32		296.64
3-3-2020	Paramount Estates	36AAJFP4202C1ZP	Sales	10643	5,138.00		462.42	462.42		924.84
3-3-2020	Paramount Estates	36AAJFP4202C1ZP	Sales	10644	27,852.00		2,506.68	2,506.68		5,013.36
3-3-2020	Praveen Babu Mylaram	36CYSMP5458E1ZV	Sales	10645	3,461.50		311.54	311.54		623.08
3-3-2020	Nilgiri Estates	36AAHFN0766F1ZA	Sales	10646	3,150.00		283.50	283.50		567.00
3-3-2020	Praveen Babu Mylaram	36CYSMP5458E1ZV	Sales	10647	3,461.50		311.54	311.54		623.08
3-3-2020	Nilgiri Estates	36AAHFN0766F1ZA	Sales	10649	3,804.00		342.36	342.36		684.72
3-3-2020	Nilgiri Estates	36AAHFN0766F1ZA	Sales	10650	23,970.00		2,157.30	2,157.30		4,314.60
3-3-2020	Nilgiri Estates	36AAHFN0766F1ZA	Sales	10651	15,812.00		1,423.08	1,423.08		2,846.16
3-3-2020	Vista Homes	36AAGFV2068P1ZJ	Sales	10653	14,792.40		1,331.32	1,331.32		2,662.64
3-3-2020	Vista Homes	36AAGFV2068P1ZJ	Sales	10654	12,245.10		1,102.06	1,102.06		2,204.12
3-3-2020	Vista Homes	36AAGFV2068P1ZJ	Sales	10655	80,088.00		7,207.92	7,207.92		14,415.84
3-3-2020	Vista Homes	36AAGFV2068P1ZJ	Sales	10656	17,685.00		1,591.65	1,591.65		3,183.30
3-3-2020	Vista Homes	36AAGFV2068P1ZJ	Sales	10657	8,225.00		740.25	740.25		1,480.50
3-3-2020	Vista Homes	36AAGFV2068P1ZJ	Sales	10658	37,129.00		3,341.61	3,341.61		6,683.22
3-3-2020	Vista Homes	36AAGFV2068P1ZJ	Sales	10659	42,865.00		3,857.85	3,857.85		7,715.70
4-3-2020	Serene Constructions LLP	36ACVFS7909P1ZV	Sales	10660	41,420.00		3,727.80	3,727.80		7,455.60
4-3-2020	Serene Constructions LLP	36ACVFS7909P1ZV	Sales	10661	1,700.00		153.00	153.00		306.00

continued ...

**Summit Sales LLP**  
# 5-4-187/3 & 4, II Floor,  
Soham Mansion, M.G. Road,  
Secunderabad - 500 003.  
PAN ACQFS2044C

**Voucher Register**  
1-Mar-2020 to 31-Mar-2020

Vouchers of : Sales Taxable @ 18%

1-Mar-2020 to 31-Mar-2020

Date	Particulars	GSTIN/UIN	Vch Type	Vch No.	Taxable Value	Integrated Tax Amount	Central Tax Amount	State Tax Amount	Cess Amount	Total Tax Amount
4-3-2020	Modi Farm House Hyderabad LLP		Sales	10662	1,040.00		93.60	93.60		187.20
4-3-2020	Modi Farm House Hyderabad LLP		Sales	10663	975.00		87.75	87.75		175.50
4-3-2020	Serene Constructions LLP	36ACVFS7909P1ZV	Sales	10664	6,038.20		543.44	543.44		1,086.88
4-3-2020	Modi Properties Pvt Ltd - Platinum	36AABCM4761E1ZM	Sales	10668	4,917.68		442.59	442.59		885.18
4-3-2020	Modi Properties Pvt Ltd - Platinum	36AABCM4761E1ZM	Sales	10669	23,970.00		2,157.30	2,157.30		4,314.60
4-3-2020	Modi Properties Pvt Ltd - Platinum	36AABCM4761E1ZM	Sales	10670	11,518.00		1,036.62	1,036.62		2,073.24
5-3-2020	Villa Orchids LLP	36AANFG4817C1ZH	Sales	10674	1,040.00		93.60	93.60		187.20
5-3-2020	Villa Orchids LLP	36AANFG4817C1ZH	Sales	10675	4,000.00		360.00	360.00		720.00
5-3-2020	Villa Orchids LLP	36AANFG4817C1ZH	Sales	10676	5,575.50		501.80	501.80		1,003.60
5-3-2020	Kadokia & Modi Housing	36AAHFK8714A1ZJ	Sales	10677	32,508.00		2,925.72	2,925.72		5,851.44
5-3-2020	GV Research Center Pvt Ltd	36AAHCG4562D1ZP	Sales	10678	1,960.00		176.40	176.40		352.80
5-3-2020	Aedis Developers LLP	36ABPFA0002Q1ZD	Sales	10679	6,612.00		595.08	595.08		1,190.16
5-3-2020	Aedis Developers LLP	36ABPFA0002Q1ZD	Sales	10680	4,366.80		393.01	393.01		786.02
5-3-2020	Aedis Developers LLP	36ABPFA0002Q1ZD	Sales	10681	8,731.00		785.79	785.79		1,571.58
5-3-2020	Kadokia & Modi Housing	36AAHFK8714A1ZJ	Sales	10682	16,243.50		1,461.92	1,461.92		2,923.84
5-3-2020	Bloomdale Owners Association		Sales	10683	5,170.00		465.30	465.30		930.60
5-3-2020	Kadokia & Modi Housing	36AAHFK8714A1ZJ	Sales	10684	6,905.00		621.45	621.45		1,242.90
5-3-2020	Silver Oak Villas LLP	36ADBFS3288A2Z7	Sales	10685	1,00,310.00		9,027.90	9,027.90		18,055.80
5-3-2020	Bhajj Nath		Sales	10686	11,032.00		992.88	992.88		1,985.76
5-3-2020	Silver Oak Villas LLP	36ADBFS3288A2Z7	Sales	10687	23,712.00		2,134.08	2,134.08		4,268.16
6-3-2020	Villa Orchids LLP	36AANFG4817C1ZH	Sales	10690	8,700.00		783.00	783.00		1,566.00
6-3-2020	Villa Orchids LLP	36AANFG4817C1ZH	Sales	10691	8,123.00		731.07	731.07		1,462.14
6-3-2020	Villa Orchids LLP	36AANFG4817C1ZH	Sales	10692	7,930.00		713.70	713.70		1,427.40
6-3-2020	Villa Orchids LLP	36AANFG4817C1ZH	Sales	10693	8,280.00		745.20	745.20		1,490.40
6-3-2020	Villa Orchids LLP	36AANFG4817C1ZH	Sales	10694	10,000.00		900.00	900.00		1,800.00
6-3-2020	K.Srinu	36CAWPK8392R2Z7	Sales	10695	9,459.40		851.35	851.35		1,702.70
6-3-2020	B & C Estates	36AAHFB7046A1ZT	Sales	10696	6,650.00		598.50	598.50		1,197.00
6-3-2020	Modi Realty Miryalguda LLP	36ABCFM6774G2ZZ	Sales	10697	16,550.00		1,489.50	1,489.50		2,979.00
6-3-2020	Aedis Developers LLP	36ABPFA0002Q1ZD	Sales	10698	8,026.00		722.34	722.34		1,444.68
6-3-2020	Modi Realty Genome Valley Llp	36ABFFM3063P1ZU	Sales	10699	3,055.00		274.95	274.95		549.90
6-3-2020	Aedis Developers LLP	36ABPFA0002Q1ZD	Sales	10700	6,818.00		613.62	613.62		1,227.24
6-3-2020	Aedis Developers LLP	36ABPFA0002Q1ZD	Sales	10701	750.00		67.50	67.50		135.00
6-3-2020	Vista Homes	36AAGFV2068P1ZJ	Sales	10702	1,03,058.80		9,275.29	9,275.29		18,550.58
6-3-2020	Vista Homes	36AAGFV2068P1ZJ	Sales	10703	9,420.00		847.80	847.80		1,695.60
6-3-2020	Vista Homes	36AAGFV2068P1ZJ	Sales	10705	32,796.00		2,951.64	2,951.64		5,903.28
6-3-2020	Vista Homes	36AAGFV2068P1ZJ	Sales	10707	13,865.00		1,247.85	1,247.85		2,495.70
6-3-2020	Vista Homes	36AAGFV2068P1ZJ	Sales	10708	14,990.00		1,349.10	1,349.10		2,698.20
6-3-2020	Vista Homes	36AAGFV2068P1ZJ	Sales	10709	16,642.00		1,497.78	1,497.78		2,995.56
7-3-2020	Silver Oak Villas LLP	36ADBFS3288A2Z7	Sales	10711	1,890.00		170.10	170.10		340.20
7-3-2020	Silver Oak Villas LLP	36ADBFS3288A2Z7	Sales	10712	260.00		23.40	23.40		46.80
7-3-2020	Silver Oak Villas LLP	36ADBFS3288A2Z7	Sales	10713	260.00		23.40	23.40		46.80
7-3-2020	Silver Oak Villas LLP	36ADBFS3288A2Z7	Sales	10714	780.00		70.20	70.20		140.40
7-3-2020	Silver Oak Villas LLP	36ADBFS3288A2Z7	Sales	10715	11,319.00		1,018.71	1,018.71		2,037.42
7-3-2020	Silver Oak Villas LLP	36ADBFS3288A2Z7	Sales	10716	1,700.00		153.00	153.00		306.00
7-3-2020	Silver Oak Villas LLP	36ADBFS3288A2Z7	Sales	10717	41,720.00		3,754.80	3,754.80		7,509.60
7-3-2020	Silver Oak Villas LLP	36ADBFS3288A2Z7	Sales	10718	27,670.00		2,490.30	2,490.30		4,980.60
7-3-2020	Silver Oak Villas LLP	36ADBFS3288A2Z7	Sales	10719	2,200.00		198.00	198.00		396.00
7-3-2020	Silver Oak Villas LLP	36ADBFS3288A2Z7	Sales	10720	16,000.00		1,440.00	1,440.00		2,880.00
7-3-2020	Silver Oak Villas LLP	36ADBFS3288A2Z7	Sales	10722	2,779.00		250.11	250.11		500.22
7-3-2020	Silver Oak Villas LLP	36ADBFS3288A2Z7	Sales	10723	1,489.80		134.08	134.08		268.16
7-3-2020	Silver Oak Villas LLP	36ADBFS3288A2Z7	Sales	10724	1,455.60		131.00	131.00		262.00
7-3-2020	Silver Oak Villas LLP	36ADBFS3288A2Z7	Sales	10725	14,570.00		1,311.30	1,311.30		2,622.60
7-3-2020	Silver Oak Villas LLP	36ADBFS3288A2Z7	Sales	10726	2,350.00		211.50	211.50		423.00
7-3-2020	Silver Oak Villas LLP	36ADBFS3288A2Z7	Sales	10727	8,221.00		739.89	739.89		1,479.78
7-3-2020	Modi Properties Pvt Ltd - Platinum	36AABCM4761E1ZM	Sales	10728	1,220.00		109.80	109.80		219.60
7-3-2020	Modi Properties Pvt Ltd - Platinum	36AABCM4761E1ZM	Sales	10729	11,203.20		1,008.29	1,008.29		2,016.58
7-3-2020	Modi Properties Pvt Ltd - Platinum	36AABCM4761E1ZM	Sales	10730	3,900.00		351.00	351.00		702.00
7-3-2020	Modi Properties Pvt Ltd - Platinum	36AABCM4761E1ZM	Sales	10731	2,500.00		225.00	225.00		450.00
7-3-2020	Modi Properties Pvt Ltd - Platinum	36AABCM4761E1ZM	Sales	10732	3,147.50		283.28	283.28		566.56
9-3-2020	Modi Realty Genome Valley Llp	36ABFFM3063P1ZU	Sales	10739	2,109.80		189.88	189.88		379.76
9-3-2020	Villa Orchids LLP	36AANFG4817C1ZH	Sales	10733	30,004.07		2,700.37	2,700.37		5,400.74

**Summit Sales LLP**  
# 5-4-187/3 & 4, II Floor,  
Soham Mansion, M.G. Road,  
Secunderabad - 500 003.  
PAN ACQFS2044C

**Voucher Register**  
1-Mar-2020 to 31-Mar-2020

Vouchers of : Sales Taxable @ 18%

1-Mar-2020 to 31-Mar-2020

Date	Particulars	GSTIN/UIN	Vch Type	Vch No.	Taxable Value	Integrated Tax Amount	Central Tax Amount	State Tax Amount	Cess Amount	Total Tax Amount
9-3-2020	Modi Properties Pvt Ltd - Platinum	36AABCM4761E1ZM	Sales	10734	55,215.00		4,969.35	4,969.35		9,938.70
9-3-2020	Modi Properties Pvt Ltd - Platinum	36AABCM4761E1ZM	Sales	10735	5,480.00		493.20	493.20		986.40
9-3-2020	Modi Realty Mallapur LLP	36AAEFM1459R1ZP	Sales	10736	6,772.80		609.55	609.55		1,219.10
9-3-2020	Modi Properties Pvt Ltd - Platinum	36AABCM4761E1ZM	Sales	10737	1,846.50		166.19	166.19		332.38
9-3-2020	Modi Properties Pvt Ltd - Platinum	36AABCM4761E1ZM	Sales	10738	10,305.00		927.45	927.45		1,854.90
9-3-2020	Villa Orchids LLP	36AANFG4817C1ZH	Sales	10740	3,980.00		358.20	358.20		716.40
9-3-2020	Villa Orchids LLP	36AANFG4817C1ZH	Sales	10741	10,290.00		926.10	926.10		1,852.20
9-3-2020	Villa Orchids LLP	36AANFG4817C1ZH	Sales	10742	35,888.00		3,229.92	3,229.92		6,459.84
9-3-2020	Villa Orchids LLP	36AANFG4817C1ZH	Sales	10743	11,248.00		1,012.32	1,012.32		2,024.64
9-3-2020	Villa Orchids LLP	36AANFG4817C1ZH	Sales	10744	21,675.00		1,950.75	1,950.75		3,901.50
9-3-2020	Villa Orchids LLP	36AANFG4817C1ZH	Sales	10745	3,369.00		303.21	303.21		606.42
9-3-2020	Villa Orchids LLP	36AANFG4817C1ZH	Sales	10746	33,595.00		3,023.55	3,023.55		6,047.10
9-3-2020	Villa Orchids LLP	36AANFG4817C1ZH	Sales	10747	6,385.00		574.65	574.65		1,149.30
9-3-2020	Villa Orchids LLP	36AANFG4817C1ZH	Sales	10748	498.00		44.82	44.82		89.64
10-3-2020	Villa Orchids LLP	36AANFG4817C1ZH	Sales	10750	50,464.00		4,541.76	4,541.76		9,083.52
10-3-2020	Villa Orchids LLP	36AANFG4817C1ZH	Sales	10751	28,984.75		2,608.63	2,608.63		5,217.26
10-3-2020	Modi Realty Mallapur LLP	36AAEFM1459R1ZP	Sales	10752	12,132.00		1,091.88	1,091.88		2,183.76
10-3-2020	Modi Realty Mallapur LLP	36AAEFM1459R1ZP	Sales	10753	5,650.00		508.50	508.50		1,017.00
10-3-2020	Modi Properties Pvt Ltd - Platinum	36AABCM4761E1ZM	Sales	10754	12,434.00		1,119.06	1,119.06		2,238.12
10-3-2020	Modi Properties Pvt Ltd - Platinum	36AABCM4761E1ZM	Sales	10755	2,000.00		180.00	180.00		360.00
10-3-2020	Modi Realty Mallapur LLP	36AAEFM1459R1ZP	Sales	10756	608.00		54.72	54.72		109.44
10-3-2020	Modi Realty Mallapur LLP	36AAEFM1459R1ZP	Sales	10757	7,613.00		685.17	685.17		1,370.34
10-3-2020	Modi Properties Pvt Ltd - Platinum	36AABCM4761E1ZM	Sales	10758	8,495.00		764.55	764.55		1,529.10
10-3-2020	Modi Realty Mallapur LLP	36AAEFM1459R1ZP	Sales	10759	4,920.00		442.80	442.80		885.60
10-3-2020	Ramakrishna Chintala	36AKYPC6507A1Z9	Sales	10760	5,516.00		496.44	496.44		992.88
10-3-2020	Nilgiri Estates	36AAHFN0766F1ZA	Sales	10761	20,280.00		1,825.20	1,825.20		3,650.40
10-3-2020	Nilgiri Estates	36AAHFN0766F1ZA	Sales	10762	15,399.00		1,385.91	1,385.91		2,771.82
10-3-2020	A.Basha	36AUWPA6056C2ZK	Sales	10763	2,955.00		265.95	265.95		531.90
10-3-2020	A.Basha	36AUWPA6056C2ZK	Sales	10764	2,955.00		265.95	265.95		531.90
10-3-2020	A.Basha	36AUWPA6056C2ZK	Sales	10765	2,955.00		265.95	265.95		531.90
10-3-2020	Praveen Babu Mylaram	36CYSYM5458E1ZV	Sales	10766	2,955.00		265.95	265.95		531.90
10-3-2020	Nilgiri Estates	36AAHFN0766F1ZA	Sales	10768	1,255.00		112.95	112.95		225.90
10-3-2020	Nilgiri Estates	36AAHFN0766F1ZA	Sales	10769	3,304.00		297.36	297.36		594.72
10-3-2020	Nilgiri Estates	36AAHFN0766F1ZA	Sales	10770	19,462.00		1,751.58	1,751.58		3,503.16
10-3-2020	Mehta & Modi Realty Kowkur LLP	36ABLFM7631F1Z3	Sales	10771	2,050.00		184.50	184.50		369.00
10-3-2020	Villa Orchids LLP	36AANFG4817C1ZH	Sales	10773	9,000.00		810.00	810.00		1,620.00
10-3-2020	Villa Orchids LLP	36AANFG4817C1ZH	Sales	10774	30,840.00		2,775.60	2,775.60		5,551.20
10-3-2020	Villa Orchids LLP	36AANFG4817C1ZH	Sales	10775	38,076.00		3,426.84	3,426.84		6,853.68
10-3-2020	Villa Orchids LLP	36AANFG4817C1ZH	Sales	10776	6,000.00		540.00	540.00		1,080.00
10-3-2020	Villa Orchids LLP	36AANFG4817C1ZH	Sales	10777	14,685.00		1,321.65	1,321.65		2,643.30
11-3-2020	Silver Oak Villas LLP	36ADBFS3288A2Z7	Sales	10778	65,364.00		5,882.76	5,882.76		11,765.52
11-3-2020	Silver Oak Villas LLP	36ADBFS3288A2Z7	Sales	10779	16,896.00		1,520.64	1,520.64		3,041.28
11-3-2020	Vista Homes	36AAGFV2068P1ZJ	Sales	10780	60,990.00		5,489.10	5,489.10		10,978.20
11-3-2020	Vista Homes	36AAGFV2068P1ZJ	Sales	10781	2,866.00		257.94	257.94		515.88
11-3-2020	Vista Homes	36AAGFV2068P1ZJ	Sales	10782	830.00		74.70	74.70		149.40
11-3-2020	Vista Homes	36AAGFV2068P1ZJ	Sales	10783	27,200.00		2,448.00	2,448.00		4,896.00
11-3-2020	Vista Homes	36AAGFV2068P1ZJ	Sales	10784	71,467.00		6,432.03	6,432.03		12,864.06
11-3-2020	Vista Homes	36AAGFV2068P1ZJ	Sales	10785	17,860.00		1,607.40	1,607.40		3,214.80
11-3-2020	GV Research Center Pvt Ltd	36AAHCG4562D1ZP	Sales	10786	1,780.00		160.20	160.20		320.40
11-3-2020	Kadokia & Modi Housing	36AAHFK8714A1ZJ	Sales	10787	390.00		35.10	35.10		70.20
11-3-2020	GV Research Center Pvt Ltd	36AAHCG4562D1ZP	Sales	10788	421.00		37.89	37.89		75.78
11-3-2020	GV Research Center Pvt Ltd	36AAHCG4562D1ZP	Sales	10789	2,040.00		183.60	183.60		367.20
11-3-2020	Bloomdale Owners Association		Sales	10791	3,090.00		278.10	278.10		556.20
11-3-2020	Kadokia & Modi Housing	36AAHFK8714A1ZJ	Sales	10792	25,140.00		2,262.60	2,262.60		4,525.20
11-3-2020	Vista Homes	36AAGFV2068P1ZJ	Sales	10793	1,09,497.23		9,854.75	9,854.75		19,709.50
11-3-2020	Vista Homes	36AAGFV2068P1ZJ	Sales	10794	1,08,598.30		9,773.85	9,773.85		19,547.70
11-3-2020	Kadokia & Modi Housing	36AAHFK8714A1ZJ	Sales	10795	25,230.00		2,270.70	2,270.70		4,541.40
11-3-2020	Kadokia & Modi Housing	36AAHFK8714A1ZJ	Sales	10796	12,283.20		1,105.49	1,105.49		2,210.98
11-3-2020	Villa Orchids LLP	36AANFG4817C1ZH	Sales	10797	29,268.00		2,634.12	2,634.12		5,268.24
13-3-2020	Modi Realty Genome Valley LLP	36ABFFM3063P1ZU	Sales	10831	3,867.00		348.03	348.03		696.06
13-3-2020	Modi Realty Miryalguda LLP	36ABCFM6774G2ZZ	Sales	10832	13,493.12		1,214.38	1,214.38		2,428.76

**Summit Sales LLP**  
 # 5-4-187/3 & 4, II Floor,  
 Soham Mansion, M.G. Road,  
 Secunderabad - 500 003.  
PAN ACQFS2044C

**Voucher Register**  
 1-Mar-2020 to 31-Mar-2020

Vouchers of : Sales Taxable @ 18%

1-Mar-2020 to 31-Mar-2020

Date	Particulars	GSTIN/UIN	Vch Type	Vch No.	Taxable Value	Integrated Tax Amount	Central Tax Amount	State Tax Amount	Cess Amount	Total Tax Amount
13-3-2020	Silver Oak Villas LLP	36ADBFS3288A2Z7	Sales	10833	60,021.12		5,401.90	5,401.90		10,803.80
13-3-2020	Vista Homes	36AAGFV2068P1ZJ	Sales	10835	16,289.44		1,466.05	1,466.05		2,932.10
13-3-2020	Vista Homes	36AAGFV2068P1ZJ	Sales	10836	6,949.72		625.47	625.47		1,250.94
13-3-2020	Serene Constructions LLP	36ACVFS7909P1ZV	Sales	10837	4,350.00		391.50	391.50		783.00
13-3-2020	Serene Constructions LLP	36ACVFS7909P1ZV	Sales	10838	4,500.00		405.00	405.00		810.00
13-3-2020	Silver Oak Villas LLP	36ADBFS3288A2Z7	Sales	10839	47,923.84		4,313.15	4,313.15		8,626.30
13-3-2020	Serene Constructions LLP	36ACVFS7909P1ZV	Sales	10840	792.00		71.28	71.28		142.56
13-3-2020	Serene Constructions LLP	36ACVFS7909P1ZV	Sales	10841	20,448.00		1,840.32	1,840.32		3,680.64
13-3-2020	Nilgiri Estates	36AAHFN0766F1ZA	Sales	10842	3,177.45		285.97	285.97		571.94
13-3-2020	Serene Constructions LLP	36ACVFS7909P1ZV	Sales	10843	750.00		67.50	67.50		135.00
13-3-2020	Serene Constructions LLP	36ACVFS7909P1ZV	Sales	10844	1,250.00		112.50	112.50		225.00
13-3-2020	Nilgiri Estates	36AAHFN0766F1ZA	Sales	10845	11,438.82		1,029.49	1,029.49		2,058.98
13-3-2020	Modi Farm House Hyderabad LLP		Sales	10846	1,890.00		170.10	170.10		340.20
13-3-2020	Serene Constructions LLP	36ACVFS7909P1ZV	Sales	10847	630.00		56.70	56.70		113.40
13-3-2020	Serene Constructions LLP	36ACVFS7909P1ZV	Sales	10848	720.00		64.80	64.80		129.60
13-3-2020	Serene Constructions LLP	36ACVFS7909P1ZV	Sales	10849	34,380.00		3,094.20	3,094.20		6,188.40
13-3-2020	Villa Orchids LLP	36AANFG4817C1ZH	Sales	10850	20,460.00		1,841.40	1,841.40		3,682.80
13-3-2020	Villa Orchids LLP	36AANFG4817C1ZH	Sales	10851	510.00		45.90	45.90		91.80
13-3-2020	Villa Orchids LLP	36AANFG4817C1ZH	Sales	10852	30,655.00		2,758.95	2,758.95		5,517.90
13-3-2020	Villa Orchids LLP	36AANFG4817C1ZH	Sales	10853	38,380.00		3,454.20	3,454.20		6,908.40
13-3-2020	Villa Orchids LLP	36AANFG4817C1ZH	Sales	10854	7,842.50		705.83	705.83		1,411.66
13-3-2020	Villa Orchids LLP	36AANFG4817C1ZH	Sales	10855	8,000.00		720.00	720.00		1,440.00
13-3-2020	Villa Orchids LLP	36AANFG4817C1ZH	Sales	10856	10,290.00		926.10	926.10		1,852.20
13-3-2020	Villa Orchids LLP	36AANFG4817C1ZH	Sales	10858	3,672.00		330.48	330.48		660.96
13-3-2020	Villa Orchids LLP	36AANFG4817C1ZH	Sales	10859	4,005.00		360.45	360.45		720.90
13-3-2020	Vista Homes	36AAGFV2068P1ZJ	Sales	10798	2,100.00		189.00	189.00		378.00
13-3-2020	Modi Properties Pvt Ltd - Platinum	36AABCM4761E1ZM	Sales	10799	17,875.00		1,608.75	1,608.75		3,217.50
13-3-2020	Modi Properties Pvt Ltd - Platinum	36AABCM4761E1ZM	Sales	10800	2,600.00		234.00	234.00		468.00
13-3-2020	Modi Properties Pvt Ltd - Platinum	36AABCM4761E1ZM	Sales	10801	1,024.00		92.16	92.16		184.32
13-3-2020	East Side Residency Annojiguda Llp	36AAHFE3373P1ZX	Sales	10802	6,551.20		589.61	589.61		1,179.22
13-3-2020	Vista Homes	36AAGFV2068P1ZJ	Sales	10804	41,722.94		3,755.06	3,755.06		7,510.12
13-3-2020	Paramount Estates	36AAJFP4202C1ZP	Sales	10805	6,945.00		625.05	625.05		1,250.10
13-3-2020	Modi Properties Pvt Ltd - Platinum	36AABCM4761E1ZM	Sales	10806	1,740.55		156.65	156.65		313.30
13-3-2020	Modi Properties Pvt Ltd - Platinum	36AABCM4761E1ZM	Sales	10807	28,083.00		2,527.47	2,527.47		5,054.94
13-3-2020	Silver Oak Villas LLP	36ADBFS3288A2Z7	Sales	10808	2,326.85		209.42	209.42		418.84
13-3-2020	Aedis Developers LLP	36ABPFA0002Q1ZD	Sales	10810	7,641.00		687.69	687.69		1,375.38
13-3-2020	Modi Properties Pvt Ltd - Platinum	36AABCM4761E1ZM	Sales	10811	16,800.00		1,512.00	1,512.00		3,024.00
13-3-2020	Aedis Developers LLP	36ABPFA0002Q1ZD	Sales	10812	6,354.00		571.86	571.86		1,143.72
13-3-2020	Nilgiri Estates	36AAHFN0766F1ZA	Sales	10813	19,014.00		1,711.26	1,711.26		3,422.52
13-3-2020	Nilgiri Estates	36AAHFN0766F1ZA	Sales	10814	57,018.00		5,131.62	5,131.62		10,263.24
13-3-2020	Modi Properties Pvt Ltd - Platinum	36AABCM4761E1ZM	Sales	10815	360.00		32.40	32.40		64.80
13-3-2020	Nilgiri Estates	36AAHFN0766F1ZA	Sales	10816	3,969.00		357.21	357.21		714.42
13-3-2020	Villa Orchids LLP	36AANFG4817C1ZH	Sales	10817	1,18,916.83		10,702.51	10,702.51		21,405.02
13-3-2020	Silver Oak Villas LLP	36ADBFS3288A2Z7	Sales	10818	3,321.00		298.89	298.89		597.78
13-3-2020	Silver Oak Villas LLP	36ADBFS3288A2Z7	Sales	10819	22,620.00		2,035.80	2,035.80		4,071.60
13-3-2020	Silver Oak Villas LLP	36ADBFS3288A2Z7	Sales	10820	29,040.00		2,613.60	2,613.60		5,227.20
13-3-2020	Silver Oak Villas LLP	36ADBFS3288A2Z7	Sales	10821	19,360.00		1,742.40	1,742.40		3,484.80
13-3-2020	Silver Oak Villas LLP	36ADBFS3288A2Z7	Sales	10822	2,080.00		187.20	187.20		374.40
13-3-2020	Silver Oak Villas LLP	36ADBFS3288A2Z7	Sales	10823	32,792.00		2,951.28	2,951.28		5,902.56
13-3-2020	Silver Oak Villas LLP	36ADBFS3288A2Z7	Sales	10824	3,960.00		356.40	356.40		712.80
13-3-2020	Silver Oak Villas LLP	36ADBFS3288A2Z7	Sales	10825	6,941.00		624.69	624.69		1,249.38
13-3-2020	Silver Oak Villas LLP	36ADBFS3288A2Z7	Sales	10826	1,372.00		123.48	123.48		246.96
13-3-2020	Silver Oak Villas LLP	36ADBFS3288A2Z7	Sales	10827	1,060.00		95.40	95.40		190.80
13-3-2020	Silver Oak Villas LLP	36ADBFS3288A2Z7	Sales	10828	75,069.00		6,756.21	6,756.21		13,512.42
13-3-2020	Silver Oak Villas LLP	36ADBFS3288A2Z7	Sales	10829	33,072.00		2,976.48	2,976.48		5,952.96
13-3-2020	Silver Oak Villas LLP	36ADBFS3288A2Z7	Sales	10830	28,391.00		2,555.19	2,555.19		5,110.38
14-3-2020	Villa Orchids LLP	36AANFG4817C1ZH	Sales	10861	12,000.00		1,080.00	1,080.00		2,160.00
14-3-2020	Modi Realty Miryalguda Llp	36ABCFM6774G2ZZ	Sales	10862	5,154.00		463.86	463.86		927.72
14-3-2020	Modi Realty Miryalguda Llp	36ABCFM6774G2ZZ	Sales	10863	16,536.00		1,488.24	1,488.24		2,976.48
14-3-2020	Modi Realty Miryalguda Llp	36ABCFM6774G2ZZ	Sales	10864	57,845.00		5,206.05	5,206.05		10,412.10
14-3-2020	Modi Realty Miryalguda Llp	36ABCFM6774G2ZZ	Sales	10865	47,253.00		4,252.77	4,252.77		8,505.54

**Summit Sales LLP**  
 # 5-4-187/3 & 4, II Floor,  
 Soham Mansion, M.G. Road,  
 Secunderabad - 500 003.  
 PAN ACQFS2044C

**Voucher Register**  
 1-Mar-2020 to 31-Mar-2020

Vouchers of : Sales Taxable @ 18%

1-Mar-2020 to 31-Mar-2020

Date	Particulars	GSTIN/UIN	Vch Type	Vch No.	Taxable Value	Integrated Tax Amount	Central Tax Amount	State Tax Amount	Cess Amount	Total Tax Amount
14-3-2020	Modi Realty Mallapur LLP	36AAEFM1459R1ZP	Sales	10867	750.00		67.50	67.50		135.00
14-3-2020	Modi Realty Miryalguda LLp	36ABCFM6774G2ZZ	Sales	10869	24,128.00		2,171.52	2,171.52		4,343.04
14-3-2020	Modi Realty Miryalguda LLp	36ABCFM6774G2ZZ	Sales	10870	14,992.00		1,349.28	1,349.28		2,698.56
14-3-2020	Modi Realty Miryalguda LLp	36ABCFM6774G2ZZ	Sales	10871	58,762.42		5,288.62	5,288.62		10,577.24
14-3-2020	Modi Realty Miryalguda LLp	36ABCFM6774G2ZZ	Sales	10872	4,388.00		394.92	394.92		789.84
14-3-2020	Nilgiri Estates	36AAHFN0766F1ZA	Sales	10873	19,389.00		1,745.01	1,745.01		3,490.02
14-3-2020	Nilgiri Estates	36AAHFN0766F1ZA	Sales	10874	23,216.00		2,089.44	2,089.44		4,178.88
14-3-2020	Nilgiri Estates	36AAHFN0766F1ZA	Sales	10876	3,170.00		285.30	285.30		570.60
14-3-2020	East Side Residency Annojiguda LLp	36AAHFE3373P1ZX	Sales	10877	1,520.00		136.80	136.80		273.60
14-3-2020	East Side Residency Annojiguda LLp	36AAHFE3373P1ZX	Sales	10878	498.00		44.82	44.82		89.64
14-3-2020	Villa Orchids LLP	36AANFG4817C1ZH	Sales	10879	29,129.00		2,621.61	2,621.61		5,243.22
14-3-2020	Villa Orchids LLP	36AANFG4817C1ZH	Sales	10880	38,556.00		3,470.04	3,470.04		6,940.08
14-3-2020	Villa Orchids LLP	36AANFG4817C1ZH	Sales	10881	16,503.00		1,485.27	1,485.27		2,970.54
14-3-2020	Villa Orchids LLP	36AANFG4817C1ZH	Sales	10882	9,800.00		882.00	882.00		1,764.00
14-3-2020	Villa Orchids LLP	36AANFG4817C1ZH	Sales	10883	4,000.00		360.00	360.00		720.00
14-3-2020	Modi Realty Mallapur LLP	36AAEFM1459R1ZP	Sales	10884	5,145.00		463.05	463.05		926.10
16-3-2020	Nilgiri Estates	36AAHFN0766F1ZA	Sales	10885	12,074.31		1,086.69	1,086.69		2,173.38
16-3-2020	Modi Properties Pvt Ltd - Platinum	36AABCM4761E1ZM	Sales	10887	938.00		84.42	84.42		168.84
16-3-2020	Modi Realty Mallapur LLP	36AAEFM1459R1ZP	Sales	10888	7,325.00		659.25	659.25		1,318.50
16-3-2020	Modi Properties Pvt Ltd - Platinum	36AABCM4761E1ZM	Sales	10889	2,600.00		234.00	234.00		468.00
16-3-2020	Modi Properties Pvt Ltd - Platinum	36AABCM4761E1ZM	Sales	10890	502.50		45.23	45.23		90.46
16-3-2020	Modi Properties Pvt Ltd - Platinum	36AABCM4761E1ZM	Sales	10891	2,880.00		259.20	259.20		518.40
16-3-2020	Modi Properties Pvt Ltd - Platinum	36AABCM4761E1ZM	Sales	10893	26,997.00		2,429.73	2,429.73		4,859.46
16-3-2020	East Side Residency Annojiguda LLp	36AAHFE3373P1ZX	Sales	10904	3,221.66		289.95	289.95		579.90
16-3-2020	Modi Properties Pvt Ltd - Platinum	36AABCM4761E1ZM	Sales	10905	3,419.70		307.77	307.77		615.54
16-3-2020	Modi Properties Pvt Ltd - Platinum	36AABCM4761E1ZM	Sales	10894	3,084.00		277.56	277.56		555.12
16-3-2020	Vista Homes	36AAGFV2068P1ZJ	Sales	10895	275.00		24.75	24.75		49.50
16-3-2020	Vista Homes	36AAGFV2068P1ZJ	Sales	10896	407.00		36.63	36.63		73.26
16-3-2020	Vista Homes	36AAGFV2068P1ZJ	Sales	10898	1,680.00		151.20	151.20		302.40
16-3-2020	Vista Homes	36AAGFV2068P1ZJ	Sales	10899	69,480.00		6,253.20	6,253.20		12,506.40
16-3-2020	Vista Homes	36AAGFV2068P1ZJ	Sales	10900	39,606.00		3,564.54	3,564.54		7,129.08
16-3-2020	Vista Homes	36AAGFV2068P1ZJ	Sales	10901	14,652.00		1,318.68	1,318.68		2,637.36
16-3-2020	Vista Homes	36AAGFV2068P1ZJ	Sales	10902	7,445.00		670.05	670.05		1,340.10
16-3-2020	Vista Homes	36AAGFV2068P1ZJ	Sales	10903	2,330.00		209.70	209.70		419.40
16-3-2020	Modi Realty Genome Valley LLp	36ABFFM3063P1ZU	Sales	10907	135.00		12.15	12.15		24.30
16-3-2020	Modi Realty Genome Valley LLp	36ABFFM3063P1ZU	Sales	10908	3,367.00		303.03	303.03		606.06
16-3-2020	Aedis Developers LLP	36ABPFA0002Q1ZD	Sales	10909	6,960.00		626.40	626.40		1,252.80
16-3-2020	Aedis Developers LLP	36ABPFA0002Q1ZD	Sales	10910	31,044.00		2,793.96	2,793.96		5,587.92
16-3-2020	Aedis Developers LLP	36ABPFA0002Q1ZD	Sales	10911	10,678.00		961.02	961.02		1,922.04
16-3-2020	Serene Constructions LLP	36ACVFS7909P1ZV	Sales	10912	12,729.78		1,145.68	1,145.68		2,291.36
16-3-2020	Serene Constructions LLP	36ACVFS7909P1ZV	Sales	10913	4,755.78		428.02	428.02		856.04
16-3-2020	A.Basha	36AUWPA6056C2ZK	Sales	10914	42,187.00		3,796.83	3,796.83		7,593.66
16-3-2020	Vista Homes	36AAGFV2068P1ZJ	Sales	10915	14,910.00		1,341.90	1,341.90		2,683.80
16-3-2020	Vista Homes	36AAGFV2068P1ZJ	Sales	10916	6,425.00		578.25	578.25		1,156.50
16-3-2020	Vista Homes	36AAGFV2068P1ZJ	Sales	10917	7,025.00		632.25	632.25		1,264.50
16-3-2020	Silver Oak Villas LLP	36ADBFS3288A2Z7	Sales	10918	20,586.00		1,852.74	1,852.74		3,705.48
16-3-2020	Silver Oak Villas LLP	36ADBFS3288A2Z7	Sales	10919	2,461.00		221.49	221.49		442.98
16-3-2020	Silver Oak Villas LLP	36ADBFS3288A2Z7	Sales	10920	6,664.80		599.83	599.83		1,199.66
17-3-2020	Modi Realty Mallapur LLP	36AAEFM1459R1ZP	Sales	10922	6,240.00		561.60	561.60		1,123.20
17-3-2020	Rajesh Kumar J.Kadakia	36AERPK6958C1Z2	Sales	10921A	1,305.00		117.45	117.45		234.90
17-3-2020	Sharad Kumar J.Kadakia	36ACBPK9161F1ZN	Sales	10921B	1,305.00		117.45	117.45		234.90
18-3-2020	Rajesh Kumar J.Kadakia	36AERPK6958C1Z2	Credit Note	94	(-),3,460.00		(-),311.40	(-),311.40		(-),622.80
18-3-2020	Rajesh Kumar J.Kadakia	36AERPK6958C1Z2	Sales	9412A	1,730.00		155.70	155.70		311.40
18-3-2020	Sharad Kumar J.Kadakia	36ACBPK9161F1ZN	Sales	9412B	1,730.00		155.70	155.70		311.40
18-3-2020	East Side Residency Annojiguda LLp	36AAHFE3373P1ZX	Sales	10924	2,050.00		184.50	184.50		369.00
18-3-2020	Villa Orchids LLP	36AANFG4817C1ZH	Sales	10925	3,672.00		330.48	330.48		660.96
18-3-2020	Villa Orchids LLP	36AANFG4817C1ZH	Sales	10926	7,003.50		630.32	630.32		1,260.64
18-3-2020	Villa Orchids LLP	36AANFG4817C1ZH	Sales	10927	675.00		60.75	60.75		121.50
18-3-2020	Villa Orchids LLP	36AANFG4817C1ZH	Sales	10928	7,805.00		702.45	702.45		1,404.90
18-3-2020	Serene Constructions LLP	36ACVFS7909P1ZV	Sales	10929	25,382.40		2,284.42	2,284.42		4,568.84
18-3-2020	Serene Constructions LLP	36ACVFS7909P1ZV	Sales	10930	39,875.00		3,588.75	3,588.75		7,177.50

**Summit Sales LLP**  
# 5-4-187/3 & 4, II Floor,  
Soham Mansion, M.G. Road,  
Secunderabad - 500 003.  
PAN ACQFS2044C

**Voucher Register**  
1-Mar-2020 to 31-Mar-2020

Vouchers of : Sales Taxable @ 18%

1-Mar-2020 to 31-Mar-2020

Date	Particulars	GSTIN/UIN	Vch Type	Vch No.	Taxable Value	Integrated Tax Amount	Central Tax Amount	State Tax Amount	Cess Amount	Total Tax Amount
18-3-2020	Serene Constructions LLP	36ACVFS7909P1ZV	Sales	10931	12,720.00		1,144.80	1,144.80		2,289.60
18-3-2020	Aedis Developers LLP	36ABPFA0002Q1ZD	Sales	10932	48,275.00		4,344.75	4,344.75		8,689.50
18-3-2020	Aedis Developers LLP	36ABPFA0002Q1ZD	Sales	10933	9,360.00		842.40	842.40		1,684.80
18-3-2020	Kadokia & Modi Housing	36AAHFK8714A1ZJ	Sales	10934	27,580.00		2,482.20	2,482.20		4,964.40
18-3-2020	GV Research Center Pvt Ltd	36AAHCG4562D1ZP	Sales	10935	530.25		47.72	47.72		95.44
18-3-2020	GV Research Center Pvt Ltd	36AAHCG4562D1ZP	Sales	10936	848.00		76.32	76.32		152.64
18-3-2020	Kadokia & Modi Housing	36AAHFK8714A1ZJ	Sales	10937	5,855.00		526.95	526.95		1,053.90
18-3-2020	Bloomdale Owners Association		Sales	10938	4,842.00		435.78	435.78		871.56
18-3-2020	Modi Realty Mallapur LLP	36AAEFM1459R1ZP	Sales	10939	4,580.00		412.20	412.20		824.40
18-3-2020	Modi Properties Pvt Ltd - Platinum	36AABCM4761E1ZM	Sales	10940	3,900.00		351.00	351.00		702.00
18-3-2020	Modi Properties Pvt Ltd - Platinum	36AABCM4761E1ZM	Sales	10941	440.00		39.60	39.60		79.20
18-3-2020	Modi Properties Pvt Ltd - Platinum	36AABCM4761E1ZM	Sales	10942	2,710.00		243.90	243.90		487.80
18-3-2020	Modi Properties Pvt Ltd - Platinum	36AABCM4761E1ZM	Sales	10943	8,200.00		738.00	738.00		1,476.00
18-3-2020	Modi Properties Pvt Ltd - Platinum	36AABCM4761E1ZM	Sales	10944	1,125.00		101.25	101.25		202.50
18-3-2020	Modi Properties Pvt Ltd - Platinum	36AABCM4761E1ZM	Sales	10945	5,100.00		459.00	459.00		918.00
19-3-2020	Villa Orchids LLP	36AANFG4817C1ZH	Sales	10946	9,600.00		864.00	864.00		1,728.00
19-3-2020	Nilgiri Estates	36AAHFN0766F1ZA	Sales	10947	58,034.00		5,223.06	5,223.06		10,446.12
19-3-2020	Mahesh Painting Works	36DFJPS1371P1ZP	Sales	10948	16,060.80		1,445.47	1,445.47		2,890.94
19-3-2020	Modi Properties Pvt Ltd - Platinum	36AABCM4761E1ZM	Sales	10949	41,131.71		3,701.85	3,701.85		7,403.70
19-3-2020	Modi Properties Pvt Ltd - Platinum	36AABCM4761E1ZM	Sales	10950	49,308.00		4,437.72	4,437.72		8,875.44
19-3-2020	Modi Properties Pvt Ltd - Platinum	36AABCM4761E1ZM	Sales	10951	31,173.76		2,805.64	2,805.64		5,611.28
19-3-2020	Modi Properties Pvt Ltd - Platinum	36AABCM4761E1ZM	Sales	10952	17,435.36		1,569.18	1,569.18		3,138.36
19-3-2020	Silver Oak Villas LLP	36ADBFS3288A2Z7	Sales	10953	7,048.00		634.32	634.32		1,268.64
19-3-2020	Villa Orchids LLP	36AANFG4817C1ZH	Sales	10954	35,799.27		3,221.93	3,221.93		6,443.86
19-3-2020	Villa Orchids LLP	36AANFG4817C1ZH	Sales	10957	47,026.26		4,232.36	4,232.36		8,464.72
19-3-2020	Silver Oak Villas LLP	36ADBFS3288A2Z7	Sales	10958	72,416.00		6,517.44	6,517.44		13,034.88
20-3-2020	Modi Realty Miryalguda LLP	36ABCFM6774G2ZZ	Sales	10959	25,752.10		2,317.69	2,317.69		4,635.38
20-3-2020	Modi Realty Miryalguda LLP	36ABCFM6774G2ZZ	Sales	10962	72,134.00		6,492.06	6,492.06		12,984.12
20-3-2020	Modi Realty Miryalguda LLP	36ABCFM6774G2ZZ	Sales	10963	10,324.00		929.16	929.16		1,858.32
20-3-2020	Modi Realty Miryalguda LLP	36ABCFM6774G2ZZ	Sales	10964	32,112.00		2,890.08	2,890.08		5,780.16
20-3-2020	Modi Realty Miryalguda LLP	36ABCFM6774G2ZZ	Sales	10965	585.00		52.65	52.65		105.30
20-3-2020	K.Srinu	36CAWPK8392R2Z7	Sales	10966	9,872.60		888.53	888.53		1,777.06
20-3-2020	Nilgiri Estates	36AAHFN0766F1ZA	Sales	10967	92,040.00		8,283.60	8,283.60		16,567.20
20-3-2020	Modi Properties Pvt Ltd - Platinum	36AABCM4761E1ZM	Sales	10968	43,101.45		3,879.13	3,879.13		7,758.26
20-3-2020	Silver Oak Villas LLP	36ADBFS3288A2Z7	Sales	10969	11,000.00		990.00	990.00		1,980.00
20-3-2020	Silver Oak Villas LLP	36ADBFS3288A2Z7	Sales	10970	2,685.00		241.65	241.65		483.30
20-3-2020	Silver Oak Villas LLP	36ADBFS3288A2Z7	Sales	10971	33,620.00		3,025.80	3,025.80		6,051.60
20-3-2020	Silver Oak Villas LLP	36ADBFS3288A2Z7	Sales	10972	9,390.00		845.10	845.10		1,690.20
20-3-2020	Silver Oak Villas LLP	36ADBFS3288A2Z7	Sales	10973	38,720.00		3,484.80	3,484.80		6,969.60
20-3-2020	Silver Oak Villas LLP	36ADBFS3288A2Z7	Sales	10974	31,742.00		2,856.78	2,856.78		5,713.56
20-3-2020	Silver Oak Villas LLP	36ADBFS3288A2Z7	Sales	10975	52,704.00		4,743.36	4,743.36		9,486.72
20-3-2020	Silver Oak Villas LLP	36ADBFS3288A2Z7	Sales	10976	14,550.00		1,309.50	1,309.50		2,619.00
20-3-2020	Silver Oak Villas LLP	36ADBFS3288A2Z7	Sales	10977	16,104.00		1,449.36	1,449.36		2,898.72
20-3-2020	Silver Oak Villas LLP	36ADBFS3288A2Z7	Sales	10978	866.00		77.94	77.94		155.88
20-3-2020	Mehta & Modi Realty Kowkur LLP	36ABLFM7631F1Z3	Sales	10979	2,688.00		241.92	241.92		483.84
20-3-2020	Villa Orchids LLP	36AANFG4817C1ZH	Sales	10980	39,960.00		3,596.40	3,596.40		7,192.80
20-3-2020	Villa Orchids LLP	36AANFG4817C1ZH	Sales	10981	38,964.00		3,506.76	3,506.76		7,013.52
20-3-2020	Villa Orchids LLP	36AANFG4817C1ZH	Sales	10982	16,224.00		1,460.16	1,460.16		2,920.32
20-3-2020	Modi Realty Mallapur LLP	36AAEFM1459R1ZP	Sales	10984	2,594.00		233.46	233.46		466.92
20-3-2020	Vista Homes	36AAGFV2068P1ZJ	Sales	10986	16,692.00		1,502.28	1,502.28		3,004.56
20-3-2020	Vista Homes	36AAGFV2068P1ZJ	Sales	10987	6,795.00		611.55	611.55		1,223.10
20-3-2020	Vista Homes	36AAGFV2068P1ZJ	Sales	10988	1,020.00		91.80	91.80		183.60
20-3-2020	Vista Homes	36AAGFV2068P1ZJ	Sales	10989	3,250.00		292.50	292.50		585.00
20-3-2020	Vista Homes	36AAGFV2068P1ZJ	Sales	10991	14,718.00		1,324.62	1,324.62		2,649.24
20-3-2020	Vista Homes	36AAGFV2068P1ZJ	Sales	10992	1,40,285.00		12,625.65	12,625.65		25,251.30
20-3-2020	Silver Oak Villas LLP	36ADBFS3288A2Z7	Sales	10993	10,432.00		938.88	938.88		1,877.76
20-3-2020	Vista Homes	36AAGFV2068P1ZJ	Sales	10990	4,209.00		378.81	378.81		757.62
21-3-2020	Vista Homes	36AAGFV2068P1ZJ	Sales	10994	1,730.00		155.70	155.70		311.40
21-3-2020	Vista Homes	36AAGFV2068P1ZJ	Sales	10995	3,616.00		325.44	325.44		650.88
21-3-2020	Vista Homes	36AAGFV2068P1ZJ	Sales	10996	1,280.00		115.20	115.20		230.40
21-3-2020	Vista Homes	36AAGFV2068P1ZJ	Sales	10997	18,006.00		1,620.54	1,620.54		3,241.08

**Summit Sales LLP**  
# 5-4-187/3 & 4, II Floor,  
Soham Mansion, M.G. Road,  
Secunderabad - 500 003.  
PAN ACQFS2044C

**Voucher Register**  
1-Mar-2020 to 31-Mar-2020

Vouchers of : Sales Taxable @ 18%

1-Mar-2020 to 31-Mar-2020

Date	Particulars	GSTIN/UIN	Vch Type	Vch No.	Taxable Value	Integrated Tax Amount	Central Tax Amount	State Tax Amount	Cess Amount	Total Tax Amount
21-3-2020	Vista Homes	36AAGFV2068P1ZJ	Sales	10998	67,523.00		6,077.07	6,077.07		12,154.14
21-3-2020	Vista Homes	36AAGFV2068P1ZJ	Sales	10999	14,070.00		1,266.30	1,266.30		2,532.60
21-3-2020	Vista Homes	36AAGFV2068P1ZJ	Sales	11000	18,876.00		1,698.84	1,698.84		3,397.68
21-3-2020	Vista Homes	36AAGFV2068P1ZJ	Sales	11001	19,727.00		1,775.43	1,775.43		3,550.86
21-3-2020	Kadakia & Modi Housing	36AAHFK8714A1ZJ	Sales	11002	7,980.00		718.20	718.20		1,436.40
21-3-2020	Nilgiri Estates	36AAHFN0766F1ZA	Sales	11003	114.00		10.26	10.26		20.52
21-3-2020	Praveen Babu Mylaram	36CYSPM5458E1ZV	Sales	11004	4,926.70		443.40	443.40		886.80
21-3-2020	A.Basha	36AUWPA6056C2ZK	Sales	11005	4,926.70		443.40	443.40		886.80
21-3-2020	Praveen Babu Mylaram	36CYSPM5458E1ZV	Sales	11006	1,971.70		177.45	177.45		354.90
21-3-2020	East Side Residency Annojiguda LLp	36AAHFE3373P1ZX	Sales	11007	4,272.00		384.48	384.48		768.96
21-3-2020	East Side Residency Annojiguda LLp	36AAHFE3373P1ZX	Sales	11008	2,160.00		194.40	194.40		388.80
21-3-2020	A.Basha	36AUWPA6056C2ZK	Sales	11009	1,971.70		177.45	177.45		354.90
21-3-2020	A.Basha	36AUWPA6056C2ZK	Sales	11010	1,971.70		177.45	177.45		354.90
21-3-2020	Praveen Babu Mylaram	36CYSPM5458E1ZV	Sales	11011	1,971.70		177.45	177.45		354.90
21-3-2020	A.Basha	36AUWPA6056C2ZK	Sales	11012	1,971.70		177.45	177.45		354.90
21-3-2020	East Side Residency Annojiguda LLp	36AAHFE3373P1ZX	Sales	11013	1,330.00		119.70	119.70		239.40
21-3-2020	Nilgiri Estates	36AAHFN0766F1ZA	Sales	11014	19,014.00		1,711.26	1,711.26		3,422.52
21-3-2020	Modi Properties Pvt Ltd - Platinum	36AABCM4761E1ZM	Sales	11015	3,639.00		327.51	327.51		655.02
21-3-2020	Silver Oak Villas LLP	36ADBFS3288A2Z7	Sales	11016	4,180.00		376.20	376.20		752.40
21-3-2020	Silver Oak Villas LLP	36ADBFS3288A2Z7	Sales	11017	456.00		41.04	41.04		82.08
21-3-2020	Silver Oak Villas LLP	36ADBFS3288A2Z7	Sales	11018	1,820.00		163.80	163.80		327.60
21-3-2020	Silver Oak Villas LLP	36ADBFS3288A2Z7	Sales	11019	42,411.00		3,816.99	3,816.99		7,633.98
21-3-2020	Silver Oak Villas LLP	36ADBFS3288A2Z7	Sales	11020	9,258.00		833.22	833.22		1,666.44
21-3-2020	Silver Oak Villas LLP	36ADBFS3288A2Z7	Sales	11021	2,530.00		227.70	227.70		455.40
21-3-2020	Mehta & Modi Reality Kowkur LLP	36ABLFM7631F1Z3	Sales	11022	9,336.00		840.24	840.24		1,680.48
<b>Grand Total</b>					<b>65,18,867.39</b>		<b>5,86,698.07</b>	<b>5,86,698.07</b>		<b>11,73,396.14</b>



GSTIN/UIN: 36ACQFS2044C1Z7

**Returns Summary**

<b>Total number of vouchers for the period</b>	<b>905</b>
Included in returns	609
<i>Participating in return tables</i> 609	
<i>No direct implication in return tables</i> 0	
Not relevant for returns	296
Incomplete/Mismatch in information (to be resolved)	0

Ta- ble No.	Particulars	Taxable Value	Integrat- ed Tax Amount	Central Tax Amount	State Tax Amount	Cess Amount	Tax Amount
<b>3.1</b>	<b>Outward supplies and inward supplies liable to reverse charge</b>	78,17,147.49		7,49,515.77	7,49,515.77		14,99,031.54
	Outward taxable supplies (other than zero rated, nil rated and exempted)	77,08,392.29		7,42,695.42	7,42,695.42		14,85,390.84
b	Outward taxable supplies (zero rated)						
c	Other Outward supplies (Nil rated, exempted)	9,640.20					
d	Inward supplies (liable to reverse charge)	99,115.00		6,820.35	6,820.35		13,640.70
e	Non-GST outward supplies						
<b>3.2</b>	<b>Of the supplies shown in 3.1 (a) above, details of inter-state supplies made to unregistered persons, composition taxable persons and UIN holders</b>						
	Supplies made to Unregistered Persons						
	Supplies made to Composition Taxable Persons						
	Supplies made to UIN holders						
			1,26,395.77	6,76,715.62	6,76,715.62		14,79,827.01
<b>4</b>	<b>Eligible ITC</b>						
A	ITC Available (whether in full or part)						
	(1) Import of goods						
	(2) Import of services						
	(3) Inward supplies liable to reverse charge (other than 1 & 2 above)			6,820.35	6,820.35		13,640.70
	(4) Inward supplies from ISD						
	(5) All other ITC						
			1,26,395.77	6,69,895.27	6,69,895.27		14,66,186.31
B	ITC Reversed						
	(1) As per rules 42 & 43 of CGST Rules						
	(2) Others						
			1,26,395.77	6,76,715.62	6,76,715.62		14,79,827.01
C	Net ITC Available (A) - (B)						
D	Ineligible ITC						
	(1) As per section 17(5)						
	(2) Others						
<b>5</b>	<b>Value of exempt, nil rated and non-GST inward supplies</b>	<b>60,101.00</b>					
	From a supplier under composition scheme, exempt and nil rated supply	60,101.00					
	Non GST supply						
<b>5.1</b>	<b>Interest and Late fee Payable</b>						
	Interest						
	Late Fees						

## GSTR-3B

Table No.	Particulars	Taxable Value	Integrated Tax Amount	Central Tax Amount	State Tax Amount	Cess Amount	Tax Amount
	<u>Reverse Charge Liability and Input Credit to be booked</u>						0.00
	URD Purchases						13,640.70
	Reverse Charge Inward Supplies						0.00
	Import of Service						
	Input Credit to be Booked						
	<u>Advance Receipts</u>						0.00
	Amount unadjusted against supplies						0.00
	Sales against advance from previous periods						
	<u>Advance Payments</u>						0.00
	Amount Unadjusted Against Purchases						0.00
	Purchase Against Advance from Previous Periods						

## FORMGSTR-3B

[See rule 61(5)]

Year	2020
Month	March

1.	GSTIN	36ACQFS2044C1Z7
2.	Legal name of the registered person	SLLP-Common Expenditure

**3.1 Details of Outward Supplies and inward supplies liable to reverse charge**

Nature of Supplies	Total Taxable Value	Integrated Tax	Central Tax	State/UT Tax	Cess
1	2	3	4	5	6
(a) Outward taxable supplies (other than zero rated, nil rated and exempted)	6,51,127.49		58,601.52	58,601.52	
(b) Outward taxable supplies (zero rated)					
(c) Other Outward supplies (Nil rated, exempted)					
(d) Inward supplies (liable to reverse charge)					
(e) Non-GST outward supplies					

**3.2 Of the supplies shown in 3.1 (a) above, details of inter-State supplies made to unregistered persons, composition taxable persons and UIN holders**

	Place of Supply (State/UT)	Total Taxable Value	Amount of Integrated Tax
1	2	3	4

**4. Eligible ITC**

Details	Integrated Tax	Central Tax	State/UT Tax	Cess
1	2	3	4	5
(A) ITC Available (whether in full or part)				
(1) Import of goods				
(2) Import of services				
(3) Inward supplies liable to reverse charge (other than 1 & 2 above)				
(4) Inward supplies from ISD				
(5) All other ITC		13,323.05	13,323.05	
(B) ITC Reversed				
(1) As per rules 42 & 43 of CGST Rules				
(2) Others				
(C) Net ITC Available (A) – (B)		13,323.05	13,323.05	
(D) Ineligible ITC				
(1) As per section 17(5)				
(2) Others				

**5. Values of exempt, nil-rated and non-GST inward supplies**

Nature of supplies	Inter-State Supplies	Intra-State Supplies

1	2	3
From a supplier under composition scheme, Exempt and Nil rated supply	0.00	7,800.00
Non GST Supply		

#### 5.1 Payment of tax

Description	Integrated Tax	Central Tax	State/UT Tax	Cess
1	2	3	4	5
Interest				
Late Fees				

#### 6. Payment of tax

Description	Tax Payable	Paid through ITC				Tax paid TDS/TCS	Tax/Cess paid in cash	Interest	Late Fee
		Integrated Tax	Central Tax	State/UT Tax	Cess				
1	2	3	4	5	6	7	8	9	10
Integrated Tax									
Central Tax									
State/UT Tax									
Cess									

#### 7. TDS/TCS Credit

Details	Integrated Tax	Central Tax	State/UT Tax
1	2	3	4
TDS			
TCS			

Verification (by Authorised signatory)

I hereby solemnly affirm and declare that the information given herein above is true and correct to the best of my knowledge and belief and nothing has been concealed there from.

#### Instructions:

- Value of Taxable Supplies = Value of invoices + value of Debit Notes – value of credit notes + value of advances received for which invoices have not been issued in the same month – value of advances adjusted against invoices
- Details of advances as well as adjustment of same against invoices to be adjusted and not shown separately
- Amendment in any details to be adjusted and not shown separately.

Form GST PMT -06 Payment Challan  
(See Rule 87(2) )  
Challan for deposit of goods and services tax

CPIN: 20073600002626      Challan Generated on : 01/07/2020      Expiry Date : 16/07/2020  
15:25:32

**Details of Taxpayer**

GSTIN: 36ACQFS2044C1Z7      E-mail Id: gXX@XXXXXXXXXXXXXXXXXXom      Mobile No.: 9XXXXX6450  
Name(Legal): SUMMIT SALES LLP      Address : XXXXXXXXXX  
Telangana,500003

**Details of Deposit (All Amount in Rs.)**

Government	Major Head	Minor Head					
		Tax	Interest	Penalty	Fee	Others	Total
Government Of India	CGST(0005)	359167	-	-	-	-	359167
	IGST(0008)	-	-	-	-	-	-
	CESS(0009)	-	-	-	-	-	-
	Sub-Total	359167	0	0	0	0	359167
Telangana	SGST(0006)	520000	-	-	-	-	520000
<b>Total Amount</b>		<b>879167</b>					
<b>Total Amount (in words)</b>		<b>Rupees Eight Lakhs Seventy-Nine Thousand One hundred Sixty-Seven Only</b>					

**Mode of Payment**

E-Payment     Over the Counter(OTC)     NEFT / RTGS

**NEFT/RTGS**

Remitting Bank	YES BANK
Beneficiary Name	GST
Beneficiary Account Number (CPIN)	20073600002626
Name of beneficiary bank	Reserve Bank of India
Beneficiary Bank's Indian Financial System Code (IFSC)	RBIS0GSTPMT
Amount	879167

**Note: Charges to be separately paid by the person making payment.**

**Particulars of depositor**

Name	
Designation/Status(Manager,partner etc)	
Signature	
Date	

**Paid Challan Information**

GSTIN	
Taxpayer Name	
Name of the Bank	
Amount	
Bank Reference No.(BRN)/UTR	

CIN	
Payment Date	
Bank Ack No. (For Cheque / DD deposited at Bank's counter)	

**GOODS AND SERVICES TAX**

Mandate Form for making GST Payment through NEFT/ RTGS Mode  
(See Rule —)

(Valid Till Date : 16/07/2020)

I hereby authorize YES BANK to remit an Amount of Rs 879167 (Rupees in words )Rupees Eight Lakhs Seventy-Nine Thousand One hundred Sixty-Seven Only through [ ] NEFT [ ] RTGS as per details given below :  
[ ] Cheque [ ] Debit my/our Account

**DETAILS OF APPLICANT(REMITTER)**

Name of the Remitter	SUMMIT SALES LLP
Account Number	
Cheque Number	
Cheque Date	
Address	XXXXXXXXXX Telangana,500003
Contact No.	9XXXXX6450

**DETAILS OF BENEFICIARY**

Beneficiary Name	GST
Beneficiary Account No.(CPIN)	20073600002626
Beneficiary Bank Name	Reserve Bank of India
Beneficiary IFSC Code(11-digit)	RBIS0GSTPMT
Amount	879167

.....)

**Signature**

**Date:**

**FOR BANK'S USAGE**

Date and time of receipt of NEFT/RTGS request	
Transaction Amount	
NEFT/RTGS Charges	
Total Debit to Customer	
NEFT /RTGS initiation date & time	
NEFT/RTGS unique transaction number (UTR No.)	

**Instruction for Banks/Customer :**

1. No change is allowed in the NEFT/RTGS details by the customer or the originating bank. The transaction is liable to be rejected in case of any change in the NEFT/RTGS details
2. This NEFT/RTGS transaction should reach the destination bank before expiry of challan period. In case of any delay, the NEFT /RTGS transaction would be returned to the originating account. It would be the responsibility of the customer and the originating bank to ensure that the NEFT /RTGS remittance reaches the beneficiary account well before the expiry period and neither the GST Authorities nor Reserve Bank of India would be responsible for any delay.

**GOODS AND SERVICES TAX  
PAYMENT RECEIPT**

CPIN: 19053600150947    Deposit Date : 28/05/2019    Deposit Time : 16:57:17    e-Scroll : NA

**Payment Particulars**

CIN: HDFC19053600150947    Name of Bank: HDFC BANK    BRN: 811039468

**Details of Taxpayer**

GSTIN: 36ACQFS2044C1Z7    E-mail Id: gXX@XXXXXXXXXXXXXXXXXom    Mobile No.: 9XXXXX6450  
 Name: SUMMIT SALES LLP    Address : XXXXXXXXXX  
 Telangana,500003

**Details of Deposit (All Amount in Rs.)**

Government	Major Head	Minor Head					
------------	------------	------------	--	--	--	--	--

		Tax	Interest	Penalty	Fee	Others	Total
Government of India	CGST(0005)	0	0	0	50	0	50
	IGST(0008)	0	0	0	0	0	0
	CESS(0009)	0	0	0	0	0	0
	Sub-Total	0	0	0	50	0	50
Telangana	SGST(0006)	0	0	0	50	0	50
Total Amount							<b>100</b>
Total Amount (in words)							<b>Rupees One hundred Only</b>

**Mode of Payment: Internet Banking - HDFC BANK**

**Notes:**

1. Status of the transaction can be tracked under 'Track Payment Status' at GST website
2. Payment status will be set as 'Paid' for this transaction.
3. This is a system generated receipt.

**Summit Sales LLP**  
# 5-4-187/3 & 4, II Floor,  
Soham Mansion, M.G. Road,  
Secunderabad - 500 003.  
PAN ACQFS2044C

**Voucher Register**  
1-Mar-2020 to 31-Mar-2020

Vouchers of : Sales Taxable @ 28%

1-Mar-2020 to 31-Mar-2020

Date	Particulars	GSTIN/UIN	Vch Type	Vch No.	Taxable Value	Integrated Tax Amount	Central Tax Amount	State Tax Amount	Cess Amount	Total Tax Amount
2-3-2020	Silver Oak Villas LLP	36ADBFS3288A2Z7	Sales	10604	2,546.00		356.44	356.44		712.88
3-3-2020	Silver Oak Villas LLP	36ADBFS3288A2Z7	Sales	10640	94,335.94		13,207.03	13,207.03		26,414.06
3-3-2020	Vista Homes	36AAGFV2068P1ZJ	Sales	10648	94,335.00		13,206.90	13,206.90		26,413.80
3-3-2020	East Side Residency Annojiguda LLP	36AAHFE3373P1ZX	Sales	10652	15,623.10		2,187.23	2,187.23		4,374.46
4-3-2020	Modi Realty Mallapur LLP	36AAEFM1459R1ZP	Sales	10665	18,867.19		2,641.41	2,641.41		5,282.82
4-3-2020	Modi Properties Pvt Ltd - Platinum	36AABCM4761E1ZM	Sales	10666	94,335.94		13,207.03	13,207.03		26,414.06
4-3-2020	Modi Properties Pvt Ltd - Platinum	36AABCM4761E1ZM	Sales	10667	1,02,539.06		14,355.47	14,355.47		28,710.94
4-3-2020	Nilgiri Estates	36AAHFN0766F1ZA	Sales	10671	37,734.38		5,282.81	5,282.81		10,565.62
4-3-2020	Villa Orchids LLP	36AANFG4817C1ZH	Sales	10672	75,468.75		10,565.63	10,565.63		21,131.26
5-3-2020	Villa Orchids LLP	36AANFG4817C1ZH	Sales	10674	1,018.40		142.58	142.58		285.16
6-3-2020	Modi Housing Pvt Ltd	36AADCM5906D1ZP	Sales	10689	532.62		74.57	74.57		149.14
6-3-2020	Modi Properties Pvt Ltd - Platinum	36AABCM4761E1ZM	Sales	10688	532.62		74.57	74.57		149.14
6-3-2020	Syed Mehdi and Razia Banu	36AVWPS4017L1ZT	Sales	10706	1,388.72		194.42	194.42		388.84
9-3-2020	Serene Constructions LLP	36ACVFS7909P1ZV	Sales	10749	94,335.94		13,207.03	13,207.03		26,414.06
13-3-2020	Villa Orchids LLP	36AANFG4817C1ZH	Sales	10857	1,527.60		213.86	213.86		427.72
13-3-2020	Vista Homes	36AAGFV2068P1ZJ	Sales	10860	8,746.88		1,224.56	1,224.56		2,449.12
13-3-2020	Silver Oak Villas LLP	36ADBFS3288A2Z7	Sales	10809	3,076.17		430.66	430.66		861.32
14-3-2020	Silver Oak Villas LLP	36ADBFS3288A2Z7	Sales	10866	1,02,539.05		14,355.47	14,355.47		28,710.94
16-3-2020	Mehta & Modi Realty Kowkur LLP	36ABLFM7631F1Z3	Sales	10886	5,681.25		795.38	795.38		1,590.76
16-3-2020	Mehta & Modi Realty Kowkur LLP	36ABLFM7631F1Z3	Sales	10892	5,681.25		795.38	795.38		1,590.76
17-3-2020	Modi Properties Pvt Ltd - Platinum	36AABCM4761E1ZM	Sales	10923	1,02,539.05		14,355.47	14,355.47		28,710.94
19-3-2020	Vista Homes	36AAGFV2068P1ZJ	Sales	10955	1,02,539.05		14,355.47	14,355.47		28,710.94
19-3-2020	Villa Orchids LLP	36AANFG4817C1ZH	Sales	10956	1,02,539.05		14,355.47	14,355.47		28,710.94
20-3-2020	Modi Properties Pvt Ltd	36AABCM4761E1ZM	Sales	10960	1,025.39		143.55	143.55		287.10
20-3-2020	Silver Oak Villas LLP	36ADBFS3288A2Z7	Sales	10961	1,085.00		151.90	151.90		303.80
<b>Grand Total</b>					<b>10,70,573.40</b>		<b>1,49,880.29</b>	<b>1,49,880.29</b>		<b>2,99,760.58</b>



**Summit Sales LLP**  
# 5-4-187/3 & 4, II Floor,  
Soham Mansion, M.G. Road,  
Secunderabad - 500 003.  
PAN ACQFS2044C

**Voucher Register**  
1-Mar-2020 to 31-Mar-2020

Vouchers of : **Sales Nil Rated**

Date	Particulars	GSTIN/UIN	Vch Type	Vch No.	Taxable Value	Integrated Tax Amount	Central Tax Amount	State Tax Amount	Cess Amount	Total Tax Amount
1-3-2020	Nilgiri Estates	36AAHFN0766F1ZA	Credit Note	93	(-)950.00					
2-3-2020	Silver Oak Villas LLP	36ADBFS3288A2Z7	Sales	10600	1,440.00					
2-3-2020	Silver Oak Villas LLP	36ADBFS3288A2Z7	Sales	10602	320.00					
2-3-2020	East Side Residency Annojiguda LLp	36AAHFE3373P1ZX	Sales	10621	96.00					
2-3-2020	East Side Residency Annojiguda LLp	36AAHFE3373P1ZX	Sales	10625	336.00					
5-3-2020	Villa Orchids LLP	36AANFG4817C1ZH	Sales	10674	243.00					
9-3-2020	Villa Orchids LLP	36AANFG4817C1ZH	Sales	10748	199.20					
10-3-2020	Nilgiri Estates	36AAHFN0766F1ZA	Sales	10768	192.00					
11-3-2020	Vista Homes	36AAGFV2068P1ZJ	Sales	10782	975.00					
13-3-2020	Serene Constructions LLP	36ACVFS7909P1ZV	Sales	10837	166.00					
13-3-2020	East Side Residency Annojiguda LLp	36AAHFE3373P1ZX	Sales	10802	764.00					
13-3-2020	East Side Residency Annojiguda LLp	36AAHFE3373P1ZX	Sales	10803	255.00					
13-3-2020	Silver Oak Villas LLP	36ADBFS3288A2Z7	Sales	10825	415.00					
17-3-2020	Rajesh Kumar J.Kadokia	36AERPK6958C1Z2	Sales	10921A	216.00					
17-3-2020	Sharad Kumar J.Kadokia	36ACBPK9161F1ZN	Sales	10921B	216.00					
18-3-2020	Bloomdale Owners Association		Sales	10938	1,152.00					
18-3-2020	Modi Properties Pvt Ltd - Platinum	36AABCM4761E1ZM	Sales	10942	280.00					
21-3-2020	Vista Homes	36AAGFV2068P1ZJ	Sales	10995	1,630.00					
21-3-2020	Silver Oak Villas LLP	36ADBFS3288A2Z7	Sales	11016	1,695.00					
<b>Grand Total</b>					<b>9,640.20</b>					

**Summit Sales LLP**  
# 5-4-187/3 & 4, II Floor,  
Soham Mansion, M.G. Road,  
Secunderabad - 500 003.  
PAN ACQFS2044C

**Voucher Register**  
1-Mar-2020 to 31-Mar-2020

Vouchers of : **Purchase Taxable @ 5%**

Page 1  
1-Mar-2020 to 31-Mar-2020

Date	Particulars	GSTIN/UIN	Vch Type	Vch No.	Invoice No.	Invoice Date	Taxable Value	Eligible Integra- ted Tax Amount	Eligible Central Tax Amount	Eligible State Tax Amount	Eligible Cess Amount	Total Eligible Tax Amount
17-3-2020	Rajadhani Tiles Company	36AAPPU3108E1ZM	Purchase	2100	199	16-Mar-2020	29,000.00		725.00	725.00		1,450.00
18-3-2020	Saya Surendar Gunny Merchant	36BERPS5253M1ZM	Purchase	2102	273	5-Mar-2020	5,500.00		137.50	137.50		275.00
18-3-2020	Saya Surendar Gunny Merchant	36BERPS5253M1ZM	Purchase	2109	272	5-Mar-2020	5,500.00		137.50	137.50		275.00
18-3-2020	Atlas Security & Safety Inc.	36AAMFA1505E1ZX	Purchase	2132	2268	11-Mar-2020	435.00		10.88	10.88		21.76
20-3-2020	Elegant Enterprises	36AJBPK0412E1ZY	Purchase	2138	EE-0694	12-Mar-2020	2,800.00		70.00	70.00		140.00
31-3-2020	Cloudtail India Pvt Ltd -36	36AAQCS4259Q1ZB	Purchase	2214	HYD-300204	10-Jun-2019	709.52		17.74	17.74		35.48
31-3-2020	Elegant Enterprises	36AJBPK0412E1ZY	Purchase	2232	EE-0386	31-Oct-2019	2,100.00		52.50	52.50		105.00
31-3-2020	Elegant Enterprises	36AJBPK0412E1ZY	Purchase	2234	EE-623	4-Feb-2020	2,800.00		70.00	70.00		140.00
<b>Grand Total</b>							<b>48,844.52</b>		<b>1,221.12</b>	<b>1,221.12</b>		<b>2,442.24</b>

**Summit Sales LLP**  
# 5-4-187/3 & 4, II Floor,  
Soham Mansion, M.G. Road,  
Secunderabad - 500 003.  
PAN ACQFS2044C

**Voucher Register**  
1-Mar-2020 to 31-Mar-2020

Vouchers of : **Purchase Taxable @ 12%**

Page 1  
1-Mar-2020 to 31-Mar-2020

Date	Particulars	GSTIN/UIN	Vch Type	Vch No.	Invoice No.	Invoice Date	Taxable Value	Eligible Integrated Tax Amount	Eligible Central Tax Amount	Eligible State Tax Amount	Eligible Cess Amount	Total Eligible Tax Amount
13-3-2020	Venkataramana Stationery & Binding Works	36AEJPP5811MZ2	Purchase	2095	1358	2-Mar-2020	11,810.00		708.60	708.60		1,417.20
13-3-2020	Aswani Book Suppliers		Purchase	2096	2292	25-Feb-2020	33,000.00		1,980.00	1,980.00		3,960.00
14-3-2020	Akshaya Traders	36BFYPA0121A1Z3	Purchase	2098	644	12-Mar-2020	1,500.00		90.00	90.00		180.00
18-3-2020	Venkataramana Stationery & Binding Works	36AEJPP5811MZ2	Purchase	2120	1416	16-Mar-2020	10,500.00		630.00	630.00		1,260.00
20-3-2020	Reflections Electricals Pvt Ltd.	36AADCR2047Q1ZZ	Purchase	2140	3111	12-Mar-2020	17,000.00		1,020.00	1,020.00		2,040.00
20-3-2020	Akshaya Traders	36BFYPA0121A1Z3	Purchase	2142	645	12-Mar-2020	3,000.00		180.00	180.00		360.00
20-3-2020	Venkataramana Stationery & Binding Works	36AEJPP5811MZ2	Purchase	2147	1390	11-Mar-2020	12,550.00		753.00	753.00		1,506.00
31-3-2020	V Green Media Pvt Ltd	36AADCV9375P1ZC	Purchase	2174	VGM-1920-725	13-Mar-2020	2,20,000.00		13,200.00	13,200.00		26,400.00
31-3-2020	Cloudbail India Pvt Ltd -36	36AAQCS4259Q1ZB	Purchase	2191	HYDB-19375400	11-Mar-2020	3,836.56		230.19	230.19		460.38
<b>Grand Total</b>							<b>3,13,196.56</b>		<b>18,791.79</b>	<b>18,791.79</b>		<b>37,583.58</b>

**Summit Sales LLP**  
# 5-4-187/3 & 4, II Floor,  
Soham Mansion, M.G. Road,  
Secunderabad - 500 003.  
PAN ACQFS2044C

**Voucher Register**  
1-Mar-2020 to 31-Mar-2020

Vouchers of : **Purchase Taxable @ 28%**

Page 1  
1-Mar-2020 to 31-Mar-2020

Date	Particulars	GSTIN/UIN	Vch Type	Vch No.	Invoice No.	Invoice Date	Taxable Value	Eligible Integra- ted Tax Amount	Eligible Central Tax Amount	Eligible State Tax Amount	Eligible Cess Amount	Total Eligib- le Tax Amount
13-3-2020	Ganesh Tube Traders	36ADBPJ8881C1ZJ	Purchase	2087	741	26-Feb-2020	4,850.00		679.00	679.00		1,358.00
13-3-2020	Patel Enterprises	36AKJPP6623M1ZL	Purchase	2092	3662	26-Feb-2020	89,843.75		12,578.13	12,578.13		25,156.26
18-3-2020	Patel Enterprises	36AKJPP6623M1ZL	Purchase	2121	3663	26-Feb-2020	89,843.75		12,578.13	12,578.13		25,156.26
21-3-2020	Sri Balaji Marketing Associates	36ACPPC4261Q1Z3	Purchase	2159	6405	11-Mar-2020	97,656.24		13,671.87	13,671.87		27,343.74
21-3-2020	Sri Balaji Marketing Associates	36ACPPC4261Q1Z3	Purchase	2160	6416	12-Mar-2020	78,125.00		10,937.50	10,937.50		21,875.00
21-3-2020	Sri Balaji Marketing Associates	36ACPPC4261Q1Z3	Purchase	2161	6417	12-Mar-2020	19,531.24		2,734.37	2,734.37		5,468.74
21-3-2020	Sri Balaji Marketing Associates	36ACPPC4261Q1Z3	Purchase	2162	6403	11-Mar-2020	97,656.24		13,671.87	13,671.87		27,343.74
21-3-2020	Sri Balaji Marketing Associates	36ACPPC4261Q1Z3	Purchase	2163	6404	11-Mar-2020	97,656.24		13,671.87	13,671.87		27,343.74
31-3-2020	Patel Enterprises	36AKJPP6623M1ZL	Purchase	2226	3995	24-Mar-2020	97,656.25		13,671.88	13,671.88		27,343.76
31-3-2020	Patel Enterprises	36AKJPP6623M1ZL	Purchase	2227	3994	24-Mar-2020	93,750.00		13,125.00	13,125.00		26,250.00
31-3-2020	Patel Enterprises	36AKJPP6623M1ZL	Purchase	2235	3673	26-Feb-2020	89,543.75		12,536.13	12,536.13		25,072.26
31-3-2020	Patel Enterprises	36AKJPP6623M1ZL	Purchase	2236	3664	26-Feb-2020	93,750.00		13,125.00	13,125.00		26,250.00
1-3-2020	Patel Enterprises	36AKJPP6623M1ZL	Purchase	2237	3533	17-Feb-2020	89,843.75		12,578.13	12,578.13		25,156.26
<b>Grand Total</b>							<b>10,39,706.21</b>		<b>1,45,558.88</b>	<b>1,45,558.88</b>		<b>2,91,117.76</b>

GST Computation – Approval Form

Company/firm name		SUMMIT SALES LLP COMMON EXPENSES			
From date		01.03.2020	To date		31.03.2020.
Item		Total taxable value	IGST	CGST	SGST
G. ITC available from previous periods					
H. ITC for the current period		1,55,777.20		13,323.05	13,323.05
I. Total ITC		1,55,777.20 ✓		13,323.05 ✓	13,323.05 ✓
J. Outward taxable supplies		6,51,127.49 ✓		58,601.52 ✓	58,601.52 ✓
K. Outward supplies – nil rated /exempted					
L. Net tax payable (D – C)				45,278.47 ✓	45,278.47 ✓
Remarks:					
Details of amount paid :			Amount paid		90,557/- ✓
Challan no		Challan date			
Approved	Accountant	Jagadish	Preethi	MD	
Sign	<i>[Signature]</i>	<i>[Signature]</i>	<i>[Signature]</i>		
Date	20-06-2020	21/06/2020	29/6/20		

- Notes:
1. Attach relevant statements, copies of ledgers and other documents to this form.
  2. This form must be submitted on the Friday preceding the 15<sup>th</sup> of each month.
  3. Payment must be made on or before time.
  4. Account for the payment in Fridays statement.
  5. Wherever possible make payments through YES Bank.

**SLLP-Common Expenditure**  
5-4-187/3&4  
M G Road  
Ranigunj  
Hyderabad

**GST Computation**  
1-Mar-2020 to 31-Mar-2020

Page 1  
1-Mar-2020 to 31-Mar-2020

**GSTR-3B**

**Returns Summary**

<b>Total number of vouchers for the period</b>	<b>133</b>
Included in returns	40
<i>Participating in return tables</i>	40
<i>No direct implication in return tables</i>	0
Not relevant for returns	93
Incomplete/Mismatch in information (to be resolved)	0

Particulars	Taxable Value	Integrated Tax Amount	Central Tax Amount	State Tax Amount	Cess Amount	Total Tax Amount
<b>Outward Supplies</b>						
Local Sales	6,51,127.49		58,601.52	58,601.52		1,17,203.04
<b>Taxable</b>	<b>6,51,127.49</b>		<b>58,601.52</b>	<b>58,601.52</b>		<b>1,17,203.04</b>
Sales Taxable	6,51,127.49		58,601.52	58,601.52		1,17,203.04
<i>Sales Taxable @ 18%</i>	6,51,127.49		58,601.52	58,601.52		1,17,203.04
<b>Total Outward Supplies</b>	<b>6,51,127.49</b>		<b>58,601.52</b>	<b>58,601.52</b>		<b>1,17,203.04</b>
<b>Total Liability</b>	<b>6,51,127.49</b>		<b>58,601.52</b>	<b>58,601.52</b>		<b>1,17,203.04</b>

**Inward Supplies**

Local Purchase	1,55,777.20		13,323.05	13,323.05		26,646.10
<b>Taxable</b>	<b>1,47,977.20</b>		<b>13,323.05</b>	<b>13,323.05</b>		<b>26,646.10</b>
Purchase Taxable	1,47,977.20		13,323.05	13,323.05		26,646.10
<i>Purchase Taxable @ 5%</i>	1,260.00		31.50	31.50		63.00
<i>Purchase Taxable @ 12%</i>	1,350.00		81.00	81.00		162.00
<i>Purchase Taxable @ 18%</i>	1,42,817.20		12,853.55	12,853.55		25,707.10
<i>Purchase Taxable @ 28%</i>	2,550.00		357.00	357.00		714.00
<b>Exempted</b>	<b>7,800.00</b>					
Purchase From Composition Dealer	7,800.00					
<b>Total Inward Supplies</b>	<b>1,55,777.20</b>		<b>13,323.05</b>	<b>13,323.05</b>		<b>26,646.10</b>
<b>Total Input Tax Credit</b>	<b>1,55,777.20</b>		<b>13,323.05</b>	<b>13,323.05</b>		<b>26,646.10</b>

**SLLP-Common Expenditure**  
5-4-187/3&4  
M G Road  
Ranigunj  
Hyderabad

**Voucher Register**  
1-Mar-2020 to 31-Mar-2020

Page 1  
1-Mar-2020 to 31-Mar-2020

Vouchers of : Purchase Taxable

Particulars	Taxable Value	Eligible Integrated Tax Amount	Eligible Central Tax Amount	Eligible State Tax Amount	Eligible Cess Amount	Total Eligible Tax Amount
Admin & Other Expenses 18%	1,41,717.20		12,754.55	12,754.55		25,509.10
Admin & Other Expenses 5%	1,260.00		31.50	31.50		63.00
Admin & Other Expenses 12%	1,350.00		81.00	81.00		162.00
Vehicle Maintenance @ 18%	1,100.00		99.00	99.00		198.00
Vehicle Maintenance @ 28%	2,550.00		357.00	357.00		714.00
<b>Grand Total</b>	<b>1,47,977.20</b>		<b>13,323.05</b>	<b>13,323.05</b>		<b>26,646.10</b>

**SLLP-Common Expenditure**  
5-4-187/3&4  
M G Road  
Ranigunj  
Hyderabad

**Voucher Register**  
1-Mar-2020 to 31-Mar-2020



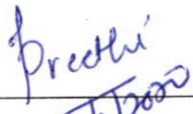
Page 1  
1-Mar-2020 to 31-Mar-2020

Vouchers of : Sales Taxable @ 18%

Particulars	Taxable Value	Integrated Tax Amount	Central Tax Amount	State Tax Amount	Cess Amount	Total Tax Amount
Admin and Marketing Service Charges	6,51,127.49		58,601.52	58,601.52		1,17,203.04
<b>Grand Total</b>	<b>6,51,127.49</b>		<b>58,601.52</b>	<b>58,601.52</b>		<b>1,17,203.04</b>



GST Computation – Approval Form

Company/firm name		SUMMIT SALES LLP LOGISTICS			
From date :		01.03.2020	To date		31.03.2020
Item		Total taxable value	IGST	CGST	SGST
A. ITC available from previous periods					
B. ITC for the current period		27,812.00 ✓		695.36	695.36
C. Total ITC		27,812.00		695.36 ✓	695.36 ✓
D. Outward taxable supplies		45,04,101.00 ✓		4,05,369.09 ✓	4,05,369.09 ✓
E. Outward supplies – nil rated /exempted					
F. Net tax payable				4,04,673.73	4,04,673.73
Remarks:					
Details of amount paid :			Amount paid		8,09,347/-
Challan no			Challan date		
Approved	Accountant	Jagadish	Preethi	MD	
Sign					
Date	28.06.2020	27/06/2020	29/6/2020		

- Notes:
1. Attach relevant statements, copies of ledgers and other documents to this form.
  2. This form must be submitted on the Friday preceding the 15<sup>th</sup> of each month.
  3. Payment must be made on or before time.
  4. Account for the payment in Fridays statement.
  5. Wherever possible make payments through YES Bank.

**SLLP-Logistics**

5-4-187/ 3 &4  
MG Road

**GST Computation**

1-Mar-2020 to 31-Mar-2020

**GSTR-3B**

**Returns Summary**

<b>Total number of vouchers for the period</b>						<b>479</b>
Included in returns						151
<i>Participating in return tables</i>	151					
<i>No direct implication in return tables</i>	0					
Not relevant for returns						328
Incomplete/Mismatch in information (to be resolved)						0

<b>Particulars</b>	<b>Taxable Value</b>	<b>Integrated Tax Amount</b>	<b>Central Tax Amount</b>	<b>State Tax Amount</b>	<b>Cess Amount</b>	<b>Total Tax Amount</b>
<b>Outward Supplies</b>						
Local Sales	45,04,101.00		4,05,369.09	4,05,369.09		8,10,738.18
<b>Taxable</b>	<b>45,04,101.00</b>		<b>4,05,369.09</b>	<b>4,05,369.09</b>		<b>8,10,738.18</b>
Sales Taxable	45,04,101.00		4,05,369.09	4,05,369.09		8,10,738.18
<i>Sales Taxable @ 18%</i>	45,04,101.00		4,05,369.09	4,05,369.09		8,10,738.18
<b>Total Outward Supplies</b>	<b>45,04,101.00</b>		<b>4,05,369.09</b>	<b>4,05,369.09</b>		<b>8,10,738.18</b>
<b>Total Liability</b>	<b>45,04,101.00</b>		<b>4,05,369.09</b>	<b>4,05,369.09</b>		<b>8,10,738.18</b>

**Inward Supplies**

Local Purchase	27,812.00		695.36	695.36		1,390.72
<b>Taxable</b>	<b>27,812.00</b>		<b>695.36</b>	<b>695.36</b>		<b>1,390.72</b>
Purchase Taxable	27,812.00		695.36	695.36		1,390.72
<i>Purchase Taxable @ 5%</i>	27,812.00		695.36	695.36		1,390.72
<b>Total Inward Supplies</b>	<b>27,812.00</b>		<b>695.36</b>	<b>695.36</b>		<b>1,390.72</b>
<b>Total Input Tax Credit</b>	<b>27,812.00</b>		<b>695.36</b>	<b>695.36</b>		<b>1,390.72</b>

**SLLP-Logistics**

5-4-187/ 3 &amp;4

MG Road

**Voucher Register**

1-Mar-2020 to 31-Mar-2020

Page 1

1-Mar-2020 to 31-Mar-2020

Vouchers of : **Sales Taxable @ 18%**

<b>Particulars</b>	<b>Taxable Value</b>	<b>Integrated Tax Amount</b>	<b>Central Tax Amount</b>	<b>State Tax Amount</b>	<b>Cess Amount</b>	<b>Total Tax Amount</b>
Car Hire Charges @ 18%	1,41,700.00		12,753.00	12,753.00		25,506.00
Goods Transportation Charges @ 18%	1,70,000.00		15,300.00	15,300.00		30,600.00
Admin Service Charges @ 18%	27,21,575.00		2,44,941.75	2,44,941.75		4,89,883.50
QC Charges @ 18%	1,15,000.00		10,350.00	10,350.00		20,700.00
CR Consultation Charges	10,05,608.00		90,504.72	90,504.72		1,81,009.44
Registration & Misc Charges @ 18%	1,98,282.00		17,845.38	17,845.38		35,690.76
Advertising Services @ 18%	1,51,936.00		13,674.24	13,674.24		27,348.48
<b>Grand Total</b>	<b>45,04,101.00</b>		<b>4,05,369.09</b>	<b>4,05,369.09</b>		<b>8,10,738.18</b>

**SLLP-Logistics**

5-4-187/ 3 &4

MG Road

**Voucher Register**

1-Mar-2020 to 31-Mar-2020

Page 1

1-Mar-2020 to 31-Mar-2020

Vouchers of : **Purchase Taxable @ 5%**

<b>Particulars</b>	<b>Taxable Value</b>	<b>Eligible Integrated Tax Amount</b>	<b>Eligible Central Tax Amount</b>	<b>Eligible State Tax Amount</b>	<b>Eligible Cess Amount</b>	<b>Total Eligible Tax Amount</b>
Advertisement @ 5%	27,812.00		695.36	695.36		1,390.72
<b>Grand Total</b>	<b>27,812.00</b>		<b>695.36</b>	<b>695.36</b>		<b>1,390.72</b>

**SLLP-Logistics**

5-4-187/ 3 &4

MG Road

**GST Computation**

1-Mar-2020 to 31-Mar-2020

Page 1

1-Mar-2020 to 31-Mar-2020

GSTIN/UIN: 36ACQFS2044C1Z7

**Returns Summary**

<b>Total number of vouchers for the period</b>	<b>479</b>
Included in returns	151
<i>Participating in return tables</i> 151	
<i>No direct implication in return tables</i> 0	
Not relevant for returns	328
Incomplete/Mismatch in information (to be resolved)	0

Ta- ble No.	Particulars	Taxable Value	Integrat- ed Tax Amount	Central Tax Amount	State Tax Amount	Cess Amount	Tax Amount
<b>3.1</b>	<b>Outward supplies and inward supplies liable to reverse charge</b>	<b>45,04,101.00</b>		<b>4,05,369.09</b>	<b>4,05,369.09</b>		<b>8,10,738.18</b>
a	Outward taxable supplies (other than zero rated, nil rated and exempted)	45,04,101.00		4,05,369.09	4,05,369.09		8,10,738.18
	Outward taxable supplies (zero rated)						
c	Other Outward supplies (Nil rated, exempted)						
d	Inward supplies (liable to reverse charge)						
e	Non-GST outward supplies						
<b>3.2</b>	<b>Of the supplies shown in 3.1 (a) above, details of inter-state supplies made to unregistered persons, composition taxable persons and UIN holders</b>						
	Supplies made to Unregistered Persons						
	Supplies made to Composition Taxable Persons						
	Supplies made to UIN holders			<b>695.36</b>	<b>695.36</b>		<b>1,390.72</b>
<b>4</b>	<b>Eligible ITC</b>						
A	ITC Available (whether in full or part)						
	(1) Import of goods						
	(2) Import of services						
	(3) Inward supplies liable to reverse charge (other than 1 & 2 above)						
	(4) Inward supplies from ISD						
	(5) All other ITC			<b>695.36</b>	<b>695.36</b>		<b>1,390.72</b>
B	ITC Reversed						
	(1) As per rules 42 & 43 of CGST Rules						
	(2) Others						
C	Net ITC Available (A) - (B)			<b>695.36</b>	<b>695.36</b>		<b>1,390.72</b>
D	Ineligible ITC						
	(1) As per section 17(5)						
	(2) Others						
<b>5</b>	<b>Value of exempt, nil rated and non-GST inward supplies</b>						
	From a supplier under composition scheme, exempt and nil rated supply						
	Non GST supply						
<b>5.1</b>	<b>Interest and Late fee Payable</b>						
	Interest						
	Late Fees						

Reverse Charge Liability and Input Credit to be booked

continued ...