Construction Division
Additions & Alteration Charges Approval Form

Company Name:	MRMLLP	Site	Gulmohar Residency
Name of the customer	CH. Ravi Prasad.		
Villa/ Flat No.	D - 506		

Sl.No	Description	Amount
1	Total extra Charges	29,789
2	Total refundable amount	2850
3	Net amount to be charges (if any)	26,939
4	Net amount to be refunded (if any)	—

Remarks :

Approved by Project Manager	Approved by Design Team	Approved by MD
Date 16/2/2023	Date	Date
Sign:	Sign:	Sign:

APPROVED BY 15 FEB 2023

Note: 1. Enclose measurement & estimate sheet. 2. Send scanned copy by email to plans@modiproperties.com & CR. 3. Maintain originals in A&A of customers at site.

MEASUREMENT SHEET								
Company Name:	MRMLLP					Approved by:	Ramprasad	
Project:	Gulmohar Residency					Sign:		
Work Description:	Extra Specifications flat no D-506							
Prepared By	P.Sai Kumar							
Date:	16-02-2023							
			A	B	C	D	E= AxBxCxD	F
S No.	Item Head	Item Description	Length	Width	Height	Nos	Quantity	Units
1	D-506 flat							
	Extra Amount	Drawing	11.00	17.00	1.00	1.00	187.00	sft
	Tiles 4' X 2'	Living	19.00	10.58	1.00	1.00	201.02	sft
		skirting (18%)	320.24	1.00	1.00	1.00	320.24	rft
	Dining	Wash basin	1.00	1.00	1.00	1.00	1.00	No's
	Utility	Dish Washer Point	1.00	1.00	1.00	1.00	1.00	No's
	Refund Amount							
	Kitchen	Granite	15.00	2.00	1.00	1.00	30.00	sft

ESTIMATE SHEET						
Company Name:	MRMLLP					
Project:	Gulmohar Residency				Approved by:	Ramprasad
Work Description:	Extra Specifications flat no D-506				Sign:	
Prepared By	P.Sai Kumar					
Date:	16-02-2023					
S No.	Item Head	Item Description	Quantity	Units	Rate	Amount
1	D-506 flat	**Extra Amount**				
	Tiles 4' X 2'	Drawing	187.00	sft	35.00	6,545.00
		Living	201.02	sft	35.00	7,035.70
		skirting (18%)	320.24	rft	35.00	11,208.40
	Dining	Wash basin	1.00	No's	2500.00	2,500.00
	Utility	Dish Washer Point	1.00	No's	2500.00	2,500.00
						29,789
	Refund Amount					
	Kitchen	Granite	30.00	sft	95.00	2,850.00
		Grand Total				**26,939.10**
	Note: Rates Taken from Circular no-894 (B) dated 15-05-2020					

GULMOHAR RESIDENCY

Sy. No. 19, Mallapur Village, Uppal, Hyderabad.
Owned & Developed by: M/s. Modi Realty Mallapur LLP.
Head office; 5-4-187/3&4 M G Road Secunderabad.

Details of Additions & Alterations

Flat No	506	Block no.	'D'
Flat Area	1660 sft	Type	Deluxe / ~~Luxury~~
Buyer Name	CH. RAVI PRASAD		
Phone No.	9885094700	Email	chelamallu2@gmail.com.

I hereby confirm that I have given the details of the minor additions and alterations that are required in the above referred flat in the pages attached herein. Please complete the changes suggested by me. I agree to pay the charges, if any, for the additions and alterations that I have asked you to make, as per the rates suggested by you. I shall deliver all the materials that are required to be provided by me at the site on or before _____. In case I fail to deliver these items to the site by the specified date, you may complete the works in the flat as per the standard items provided by you.

Buyers sign	[signature]	Engg. Sign	T. Rahul
Date:	06/01/2022	Date	06/1/22

Note:

1. Colour shades of paints may vary from batch to batch & company to company. The Builder will not take responsibility of quality of work for dark shades especially green & blue.
2. Shade / colour of natural material like marble and granite can't be guaranteed and may vary from lot to lot. Cracks like appearance in marble is a natural feature and Builder shall not be responsible for repairs or replacement.
3. Availability of bathroom or flooring tiles of the same type /colour/make can not be guaranteed and closest possible type/colour/make may be used in its place.
4. No further change shall be permitted from this day.
5. Please sign on all pages.

Buyers sign: [signature] 06/01/2022 Engg. Sign: T. Rahul Date: 6/1/22

Choice of colours:

Changes in flooring:

1) Master toilet :- ultra sprinkle, C·T - Luna
2) 3 Bedrooms + kitchen - vertified tiles
3) Hall & Dining - Regal Beige
4) Utility floor - Black Berry / wall - Blanco white
5) Balcony → (Country Rasso.) X cancelled
Vertified tiles.

Buyers sign: 8/8/2022

Engg. Sign: T. Rohit

Date: 8/8/22

Changes in electrical points: (mark on plan)

1) marked as per plan changes work

Choice of Bathroom tiles, CP fittings & Sanitary ware:

Buyers sign:

Engg. Sign: T. Pahy

Date: 6/1/22

Changes in kitchen platform: (mark on plan)

1) Kitchen Granite Provided By Customer
2) RCC Platform in kitchen 2" Gap Between wall & Granite
3) Kitchen Sink to Be Provide by customer 18" X 24" - Size.

28/10/2021

Other Changes:

1) Plumbing Points as Per Plane.

Buyers sign: Engg. Sign: T. Pahy Date: 6/1/22

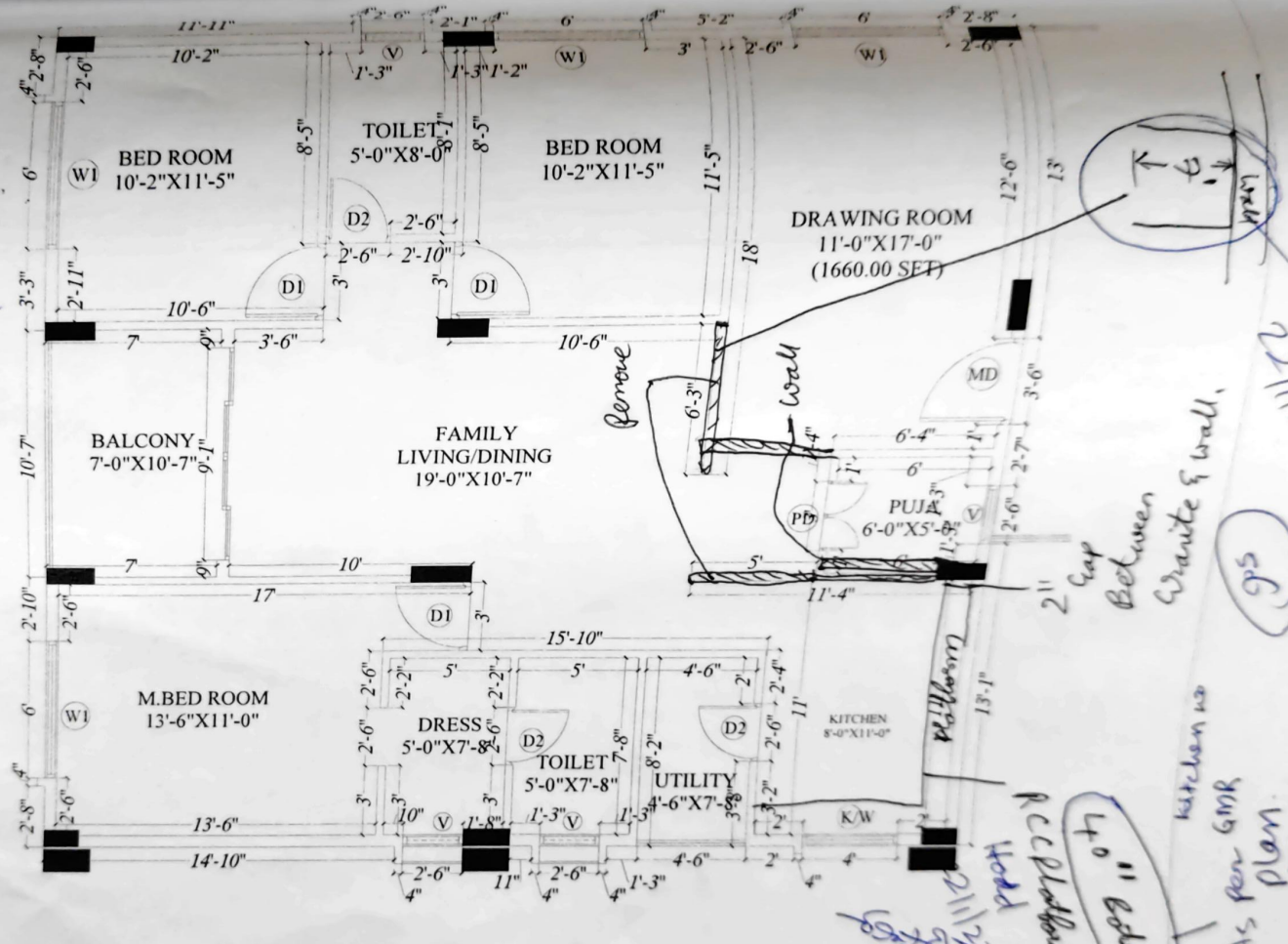

Description	Direction	Owners & Developers :	Date :	25.09.2020	Promoted by
WORKING PLAN-1660 Sft-B1 TYPE	N	Modi Reality Mallapur LLP	Prepared By :	Jayapradha	Modi Properties Pvt Ltd
		Project Name & Phase :	Approved By :	Soham Modi	
		Gulmohar Residency	Scale :	N T S	Phone +91-40-66335551

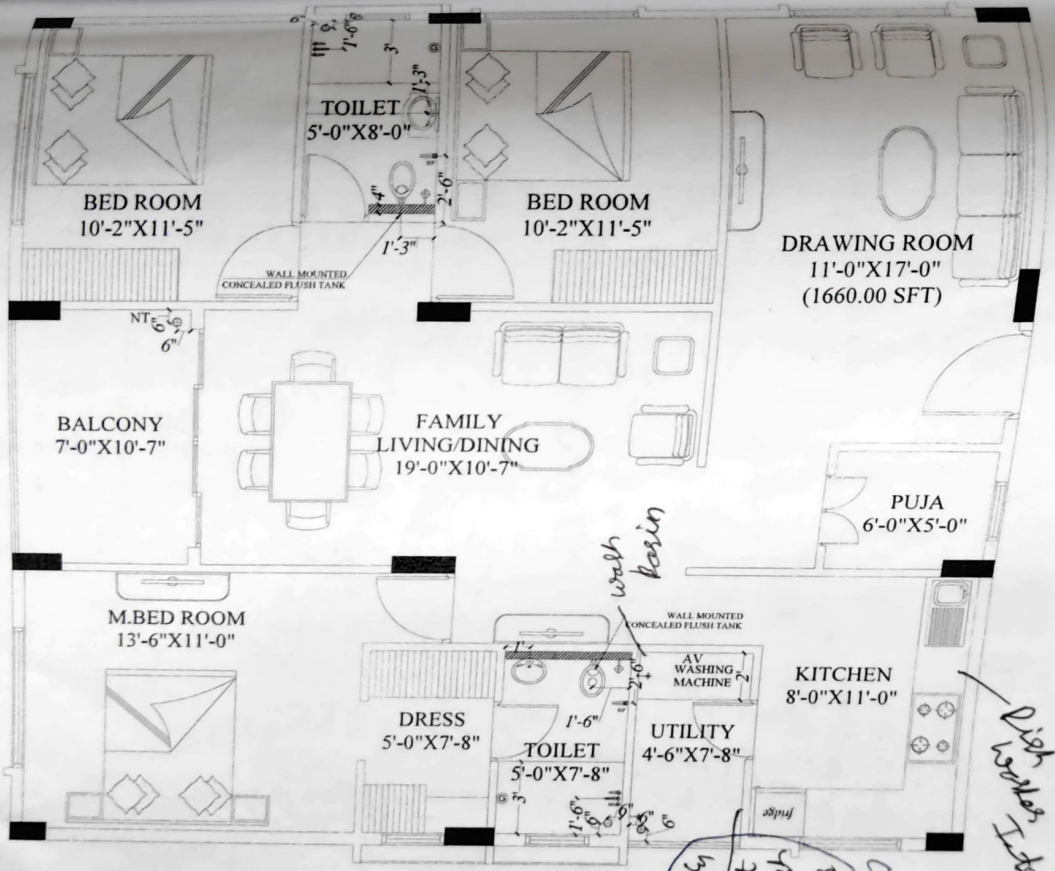

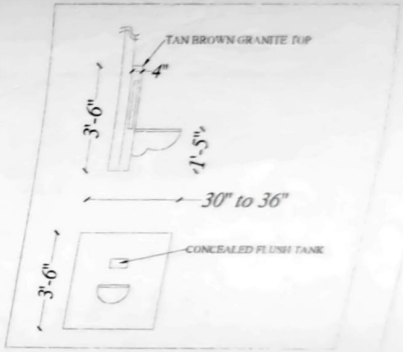

LEGEND

	HEALTH FAUCET
	ANGLE VALVE
	NANI TRAP
	3" RAIN WATER PIPE
	GEASER POINT
	WALL MIXTURE
	TAP / LONG BODY

Description	Direction	Owners & Developers :	Date :	04.09.20	Promoted by
PLUMBING PLAN-1660 Sft (B1-TYPE)	N	Modi Reality Mallapur LLP	Prepared By :	Jayapradha	Modi Properties Pvt Ltd
		Project Name & Phase :	Approved By :	Soham Modi	
		Gulmohar Residency	Scale :	N.T.S	Phone:+91-40-66335551

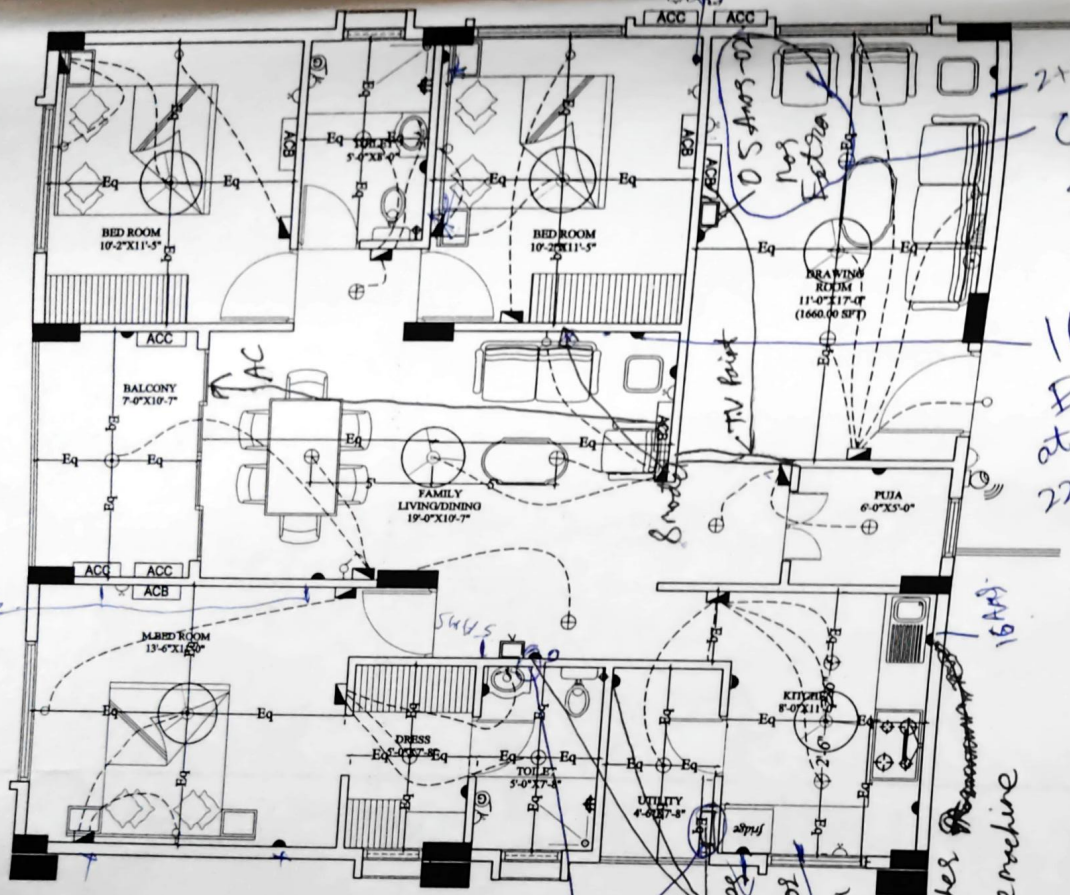

LEGEND:-

S.NO	ITEM	SYMBOL	HEIGHTS from FFL
1.	Distribution Board & Change over		7' TO 7'6"
2.	Switch board		4' OR 4'6"
3.	Wall point/Bracket light		7'3" TO 7'6"
4.	5 amps plug point		2'
5.	Ceiling fan		-
6.	Geyser point-15A		6'6" OR 7'6"
7.	Exhaust fan		7'3"
8.	15 amps plug point		2' OR 3'6" OR 7'6"
9.	Television point		3'
10.	Telephone point		2'
11.	Ceiling Bell		4'6"
12.	Bell Push		5'
13.	Ceiling light		-
14.	NVR Camera		7'6"
15.	AC Compressor	ACC	7' TO 7'6"
16.	AC Blower	ACB	7' TO 7'6"
17.	Switch board with 5A socket		4' TO 4'6"

Note :- Switch boards next to bed side must be @ 3'6" from center of bed.

Description	Direction	Owners & Developers :	Date :	23.09.2020	Promoted by
ELECTRICAL PLAN -B1 TYPE-1660 sft	N	Modi Reality Mallapur LLP	Prepared By :	Jayapradha	Modi Properties Pvt Ltd
		Project Name & Phase :	Approved By :	Soham Modi	
		Gulmohar Residency	Scale :	N.T.S	Phone:+91-40-66335551

From: Gulmohar Residency <info@modiproperties.com>
Sent: 21 August 2023 12:31
To: cr@modiproperties.com; feedback@modiproperties.com; kprasad@modiproperties.com; gbrambabu@modiproperties.com; gmr-const@modiproperties.in; chelamallu2@gmail.com
Subject: Complaints And Suggestions from Gulmohar Residency

Complaint Id : 323952
Project Name : Gulmohar Residency
Block No / Phase : Block D
Flat No/Villa :506
Nature of complaint :Construction
Customer Name : Ch Ravi Prasad
Email : chelamallu2@gmail.com
Complaints :
1. CC camera has not been fitted in our flat
2. Power back-up not given yet despite several reminders

Note:

1. Please allow atleast two weeks for us to attend your complaint.
2. In general written response / reply to complaints shall not be given.
3. In case the complaint is not attended to for over two weeks customers are requested to send a reminder using the form given.

ACTION TAKEN REPORT (FOR COMPLAINTS)

Flat / bungalow No.	D-506	ATR Date	22-07-2024
Project	GMR	Complaint Date	21-08-2023
Customer Name	Ch. Ravi pasad		
Prepared By	N.Divya		
Project Manager's Sign	N.Srinivas	Admin Officer's Sign	N.Divya

Note: Original ATR should be sent to CR & a copy to MD. CR to file original in customer's file.

Complaint S No.	Action Taken
1	Work Completed
2	Work Completed

Note: 1. Keep the report brief. 2. Do not repeat the complaint. 3. Use terms like "Work completed", "Changes not permitted – work not taken up", "Kept pending at customer's request", "Beyond our scope of work", etc.

Quality Control Check Report for ATR on Complaints .

Flat / bungalow No.	D-506		ATR Date	28-08-2023	
Project	GMR		Complaint Date	21-08-2023	
Customer Name	CH Ravi Prasad				
Prepared by	Abhishek	Date	24-07-2024	Sign	Abhishek
Project Manager	N.Srinivas	Date	24-07-2024	Sign	Srinu.
HO receipt date			Sign		
Checked by MD on			MD Sign		
MD's Remarks:					
CR to send letter to customer	☐ Yes ☐ No		For filling	☐ Yes ☐ No	

Note: CR will send a copy of ATR and complaint to QC immediately after the receipt of the ATR. QC will send their report on the ATR to the MD within 3 working days. Aruna to file to file it in MDs pending complaints file.

Complaint S No.	Quality of action taken by Site Engg on complaint?	If action on the complaint was not taken then, was the reason for not taking action justified?
1.	Good	☐ Yes ☐ No
2.	Good	☐ Yes ☐ No
3.	☐ Good ☐ Avg. ☐ Bad	☐ Yes ☐ No
4.	☐ Good ☐ Avg. ☐ Bad	☐ Yes ☐ No
5.	☐ Good ☐ Avg. ☐ Bad	☐ Yes ☐ No
6.	☐ Good ☐ Avg. ☐ Bad	☐ Yes ☐ No
7.	☐ Good ☐ Avg. ☐ Bad	☐ Yes ☐ No
8.	☐ Good ☐ Avg. ☐ Bad	☐ Yes ☐ No
9.	☐ Good ☐ Avg. ☐ Bad	☐ Yes ☐ No
10.	☐ Good ☐ Avg. ☐ Bad	☐ Yes ☐ No
11.	☐ Good ☐ Avg. ☐ Bad	☐ Yes ☐ No
12.	☐ Good ☐ Avg. ☐ Bad	☐ Yes ☐ No
Remarks:		

Complaints And Suggestions from Gulmohar Residency

From: Gulmohar Residency (info@modiproperties.com)

To: cr@modiproperties.com; feedback@modiproperties.com; kprasad@modiproperties.com; gbrambabu@modiproperties.com; gmr-const@modiproperties.in; chelamallu2@gmail.com

Date: Saturday, July 29, 2023 at 06:31 PM GMT+5:30

Complaint Id : 640149
Project Name : Gulmohar Residency
Block No / Phase : Block D
Flat No/Villa :506
Nature of complaint :Construction
Customer Name : Chelamallu Ravi Prasad
Email : chelamallu2@gmail.com
Complaints :
1. Flush Tanks in Wash Rooms Not working
2. Due to rains showers coming in side window frames and singing into walls
3. Rain water logging in internal roads in and around D and B Blocks

Note:

1. Please allow atleast two weeks for us to attend your complaint.
2. In general written response / reply to complaints shall not be given.
3. In case the complaint is not attended to for over two weeks customers are requested to send a reminder using the form given.

ACTION TAKEN REPORT (FOR COMPLAINTS)

Flat / bungalow No.	D-506	ATR Date	28-08-2023
Project	GMR	Complaint Date	29-07-2023
Customer Name	CH. RAVI PRASAD	Com.ID.no:	**13892**
Prepared By	B.Meenakshi		
Project Manager's Sign	K.Narender	Admin Officer's Sign	Meenakshi

Note: Original ATR should be sent to CR & a copy to MD. CR to file original in customer's file.

Complaint S No.	Action Taken
1	Work Completed
2	Work Completed
3	Work Completed

Note: 1. Keep the report brief. 2. Do not repeat the complaint. 3. Use terms like "Work completed", "Changes not permitted – work not taken up", "Kept pending at customer's request", "Beyond our scope of work", etc

Quality Control Check Report for ATR on Complaints .

Flat / bungalow No.	D-506		ATR Date	28-08-2023	
Project	GMR		Complaint Date	29-07-2023	
Customer Name	Ch Ravi Prasad				
Prepared by	P.Bharath	Date	11-09-2023	Sign	P.Bharath
Project Manager	Srinivas	Date	11-09-2023	Sign	Srinivas
HO receipt date			Sign		
Checked by MD on			MD Sign		
MD's Remarks:					
CR to send letter to customer	☐ Yes ☐ No		For filling	☐ Yes ☐ No	

Note: CR will send a copy of ATR and complaint to QC immediately after the receipt of the ATR. QC will send their report on the ATR to the MD within 3 working days. Aruna to file to file it in MDs pending complaints file.

Complaint S No.	Quality of action taken by Site Engg on complaint?	If action on the complaint was not taken then, was the reason for not taking action justified?
1.	Avg	☐ Yes ☐ No
2.	Avg	☐ Yes ☐ No
3.	Avg	☐ Yes ☐ No
4.	☐ Good ☐ Avg. ☐ Bad	☐ Yes ☐ No
5.	☐ Good ☐ Avg. ☐ Bad	☐ Yes ☐ No
6.	☐ Good ☐ Avg. ☐ Bad	☐ Yes ☐ No
7.	☐ Good ☐ Avg. ☐ Bad	☐ Yes ☐ No
8.	☐ Good ☐ Avg. ☐ Bad	☐ Yes ☐ No
9.	☐ Good ☐ Avg. ☐ Bad	☐ Yes ☐ No
10.	☐ Good ☐ Avg. ☐ Bad	☐ Yes ☐ No
11.	☐ Good ☐ Avg. ☐ Bad	☐ Yes ☐ No
12.	☐ Good ☐ Avg. ☐ Bad	☐ Yes ☐ No
Remarks:		

Complaints And Suggestions from Gulmohar Residency

From: Gulmohar Residency (info@modiproperties.com)

To: cr@modiproperties.com; feedback@modiproperties.com; kprasad@modiproperties.com; gbrambabu@modiproperties.com; gmr-const@modiproperties.in; chelamallu2@gmail.com

Date: Saturday, March 2, 2024 at 10:56 PM GMT+5:30

Complaint Id : 923970
Project Name : Gulmohar Residency
Block No / Phase : Block D
Flat No/Villa :506
Nature of complaint :Construction
Customer Name : Chelamallu Ravi Prasad
Email : chelamallu2@gmail.com
Complaints :
1. Sliding doors in the balcony is not opening and the Mesh also unstuck from the frame
2. Some cracks in the wall in children bedroom
3. Wash rooms ventilator door handle is not working

Note:

1. Please allow atleast two weeks for us to attend your complaint.
2. In general written response / reply to complaints shall not be given.
3. In case the complaint is not attended to for over two weeks customers are requested to send a reminder using the form given.

ACTION TAKEN REPORT (FOR COMPLAINTS)

Flat / bungalow No.	D-506	ATR Date	28-08-2023
Project	GMR	Complaint Date	21-08-2023
Customer Name	CH RAVI PRASAD	Com.ID.no:	13932
Prepared By	B.Meenakshi		
Project Manager's Sign	K.Narender	Admin Officer's Sign	Meenakshi

Note: Original ATR should be sent to CR & a copy to MD. CR to file original in customer's file.

Complaint S No.	Action Taken
1	Work Completed
2	Work Completed

Note: 1. Keep the report brief. 2. Do not repeat the complaint. 3. Use terms like "Work completed", "Changes not permitted – work not taken up", "Kept pending at customer's request", "Beyond our scope of work", etc

Quality Control Check Report for ATR on Complaints .

Flat / bungalow No.	D-506		ATR Date		28-08-2023
Project	GMR		Complaint Date		21-08-2024
Customer Name	Ch. Ravi prasad.				
Prepared by	S.Sunil	Date	10-06-2024	Sign	Sunil
Project Manager	N.Srinivas	Date	10-06-2024	Sign	srinu
HO receipt date			Sign		
Checked by MD on			MD Sign		
MD's Remarks:					
CR to send letter to customer	☐ Yes ☐ No		For filling		☐ Yes ☐ No

Note: CR will send a copy of ATR and complaint to QC immediately after the receipt of the ATR. QC will send their report on the ATR to the MD within 3 working days. Aruna to file to file it in MDs pending complaints file.

Complaint S No.	Quality of action taken by Site Engg on complaint?	If action on the complaint was not taken then, was the reason for not taking action justified?
1.	Good	☐ Yes ☐ No
2.	Avg.	☐ Yes ☐ No
3.	Avg.	☐ Yes ☐ No
4.	☐ Good ☐ Avg. ☐ Bad	☐ Yes ☐ No
5.	☐ Good ☐ Avg. ☐ Bad	☐ Yes ☐ No
6.	☐ Good ☐ Avg. ☐ Bad	☐ Yes ☐ No
7.	☐ Good ☐ Avg. ☐ Bad	☐ Yes ☐ No
8.	☐ Good ☐ Avg. ☐ Bad	☐ Yes ☐ No
9.	☐ Good ☐ Avg. ☐ Bad	☐ Yes ☐ No
10.	☐ Good ☐ Avg. ☐ Bad	☐ Yes ☐ No
11.	☐ Good ☐ Avg. ☐ Bad	☐ Yes ☐ No
12.	☐ Good ☐ Avg. ☐ Bad	☐ Yes ☐ No
Remarks:		

gbrambabu@modiproperties.com

From:	Gulmohar Residency <info@modiproperties.com>
Sent:	21 August 2023 12:31
To:	cr@modiproperties.com; feedback@modiproperties.com; kprasad@modiproperties.com; gbrambabu@modiproperties.com; gmr-const@modiproperties.in; chelamallu2@gmail.com
Subject:	Complaints And Suggestions from Gulmohar Residency

Complaint Id : 323952
Project Name : Gulmohar Residency
Block No / Phase : Block D
Flat No/Villa :506
Nature of complaint :Construction
Customer Name : Ch Ravi Prasad
Email : chelamallu2@gmail.com
Complaints :
1. CC camera has not been fitted in our flat
2. Power back-up not given yet despite several reminders

Note:

1. Please allow atleast two weeks for us to attend your complaint.
2. In general written response / reply to complaints shall not be given.
3. In case the complaint is not attended to for over two weeks customers are requested to send a reminder using the form given.

ACTION TAKEN REPORT (FOR COMPLAINTS)

Flat / bungalow No.	D-506	ATR Date	28-08-2023
Project	GMR	Complaint Date	21-08-2023
Customer Name	CH RAVI PRASAD	Com.ID.no:	13932
Prepared By	B.Meenakshi		
Project Manager's Sign	K.Narender	Admin Officer's Sign	Meenakshi

Note: Original ATR should be sent to CR & a copy to MD. CR to file original in customer's file.

Complaint S No.	Action Taken
1	Work Completed
2	Work Completed

Note: 1. Keep the report brief. 2. Do not repeat the complaint. 3. Use terms like "Work completed", "Changes not permitted – work not taken up", "Kept pending at customer's request", "Beyond our scope of work", etc

Quality Control Check Report for ATR on Complaints .

Flat / bungalow No.	D-506		ATR Date		28-08-2023
Project	GMR		Complaint Date		21-08-2023
Customer Name	Ch Ravi prasad				
Prepared by	Saikiran	Date	29-08-2023	Sign	Saikiran
Project Manager	Narendar	Date	29-08-2023	Sign	Narendar
HO receipt date			Sign		
Checked by MD on			MD Sign		
MD's Remarks:					
CR to send letter to customer	☐ Yes ☐ No		For filling		☐ Yes ☐ No

Note: CR will send a copy of ATR and complaint to QC immediately after the receipt of the ATR. QC will send their report on the ATR to the MD within 3 working days. Aruna to file to file it in MDs pending complaints file.

Complaint S No.	Quality of action taken by Site Engg on complaint?	If action on the complaint was not taken then, was the reason for not taking action justified?
1.	Avg	☐ Yes ☐ No
2.	Avg	☐ Yes ☐ No
3.	☐ Good ☐ Avg. ☐ Bad	☐ Yes ☐ No
4.	☐ Good ☐ Avg. ☐ Bad	☐ Yes ☐ No
5.	☐ Good ☐ Avg. ☐ Bad	☐ Yes ☐ No
6.	☐ Good ☐ Avg. ☐ Bad	☐ Yes ☐ No
7.	☐ Good ☐ Avg. ☐ Bad	☐ Yes ☐ No
8.	☐ Good ☐ Avg. ☐ Bad	☐ Yes ☐ No
9.	☐ Good ☐ Avg. ☐ Bad	☐ Yes ☐ No
10.	☐ Good ☐ Avg. ☐ Bad	☐ Yes ☐ No
11.	☐ Good ☐ Avg. ☐ Bad	☐ Yes ☐ No
12.	☐ Good ☐ Avg. ☐ Bad	☐ Yes ☐ No
Remarks:		

Quality Control Check Report. Stage: After Plastering (Apartments)

Flat No.	D- 506	Other	—	Sl. No.	40014
Company	MRM-CLLP	Project	GMR	Phase	—
Prepared by	P.Bharath	Sign		Date	07-06-22
Project Manager	Ramprasad	Sign		Date	07-06-22
Previous stage report no.		39897	Report filed ad signed by PM?		☑ Yes ☐ No
Checked By MD on		MD Sign		For filling	☐ Yes ☐ No

Recommendation:

☐ Stop further work. Submit ATR on QC report to QC team. Proceed only after recheck by QC.
☑ Stop further work. Proceed with work after submitting ATR on QC report to QC team.
☐ Proceed with further work only after making corrections pointed out in the QC report. ATR not required.
☐ Proceed with further work. ATR not required.

Inspection should be done after:

- brickwork & 2 coats plastering is completed
- after cleaning the villa.
- Water proofing, screeding in bathrooms is completed.
- before starting painting, tiling & flooring.

Plastering Check.

Notes:

1. Mark ✓ for correct or minor mistake which does not require correction
2. Mark ✕ for minor mistake that requires minor correction.
3. Mark ✕✕ for major mistake that requires correction by replacement or re-fixing.
4. Mark ✕✕✕ for major mistake that cannot be corrected.
5. 9"unplastered area from SFL should be left including in common areas and terraces.
6. Windows must be checked with templates. Plastering must be 3mm margin for luppum work. Tolerance ¼".
7. Provision of tiles in bathrooms, kitchen & wash areas (rough plastering).
8. Check size of sink bowl. Hole should be 1" to 2" larger. (Tolerance: 1")
9. All doors frames should have ½"grooves.
10. Sill top must me of uniform thickness, correct height, at one level & without broken edges.

Certified that all corrections mentioned n the QC Report have been completed. Work can Proceed to next Stage.

Project In-charge	Sign	Date
		19/06/22

S No	Room	Skirting Provision (✓ or ✗)	Furnishing around door frame (✓ or ✗)	Beams & columns finishing (✓ or ✗)	Finishing of lofts (✓ or ✗)	Electricity junctions finishing (✓ or ✗)	Windows check (✓ or ✗)	Tiles provision (✓ or ✗)	Sink provision & size (✓ or ✗)	Grooves for door frames (✓ or ✗)	Balcony & terrace sill top finishing (✓ or ✗)	Screeding in bathroom & utility (✓ or ✗)	Screeding in 6" above FFL? (✓ or ✗)
1	~~Bedroom 1~~ M.Bed	✓	✓	✓	–	✓	✓	–	–	✓	–	–	–
2	~~Toilet 1~~ M-Toi	–	✓	✓	–	✓	–	✓	–	✓	–	–	–
3	~~Bedroom 2~~ K.Bed	✓	✓	✓	–	✓	✓	–	–	✓	–	–	–
4	~~Toilet 2~~ C-Toi	–	✓	✓	–	✓	–	✓	–	✓	–	–	–
5	Bedroom 3 Gr.Bed	✓	✓	✓	–	✓	✗	–	–	✓	–	–	–
6	~~Toilet 3~~	–	–	–	–	–	–	–	–	–	–	–	–
7	~~Bedroom~~ 4	–	–	–	–	–	–	–	–	–	–	–	–
8	~~Toilet 4~~	–	–	–	–	–	–	–	–	–	–	–	–
9	Drawing	✓	–	✓	–	✓	✓	–	–	–	–	–	–
10	Dining	✓	–	✓	–	✓	–	–	–	–	–	–	–
11	~~Lobby 1~~	–	–	–	–	–	–	–	–	–	–	–	–
12	~~Lobby 2~~	–	–	–	–	–	–	–	–	–	–	–	–
13	Balcony	✓	–	✓	–	✓	–	–	–	–	✗✗	–	–
14	Utility	–	✓	✓	–	✓	–	✓	–	✓	–	–	–
15	~~Portico~~	–	–	–	–	–	–	–	–	–	–	–	–
16	Kitchen	✓	–	✓	✓	✓	✓	✓	–	–	–	–	–
17	Other												

Remarks
1) Screeding not done in M.Toi and utility
2) In Balcony plastering not done. (due to lift)

Quality Control Check Repot. Stage: After Plumbing & Electrical (Apartments)

Flat No.	D - 506	Other	–	Sl. No.	40363
Company	MRM-LLP	Project	GMR	Phase	–
Prepared by	R.S.SAMKIRAN	Sign	R.S.Sai Kiran	Date	13-08-2022
Project Manager	RAM PRASAD	Sign		Date	13-08-2022
Previous stage report no.		40014	Report filed and signed by PM?		☑ Yes ☐ No
Additions & alterations sheet date		06-01-2022	All pages signed by engineer & customer?		☑ Yes ☐ No
Checked By MD on		MD Sign		For filling	☐ Yes ☐ No

Recommendation:

☐ Stop further work. Submit ATR on QC report to QC team. Proceed only after recheck by QC.
☐ Stop further work. Proceed with work after submitting ATR on QC report to QC team.
☑ Proceed with further work only after making corrections pointed out in the QC report. ATR not required.
☐ Proceed with further work. ATR not required.

Inspection should be done after:

- after cleaning the apartment.
- before starting painting, tiling & flooring.
- electrical conduct, waterproofing & plumbing work is completed (for stage II only).
- additions & alterations is finalized and signed. In case there are no additions and alterations printout of email by PM to CR confirming the same must be filed.
- additions & alterations sheets to be transferred to QC file. QC to check if A&A are made as per request.

Certified that all corrections mentioned in the QC Report have been completed. Work can Proceed to next Stage.

Project In-charge	Sign	Date
		18-8-22

After Plumbing & Electrical Check

Notes:

1. Mark ✓ for correct or minor mistake which does not require correction
2. Mark ✕ for minor mistake that requires minor correction.
3. Mark ✕✕ for major mistake that requires correction by replacement or re-fixing.
4. Mark ✕✕✕ for major mistake that cannot be corrected.
5. Location of CPVC & PVC fittings must be checked as per measurements given in circular. Tolerance 1".
6. Location, height and spirit level of electrical points must be checked as per measurements given in circular & plan. Tolerance 1".
7. Civil work near pipes in balcony & utility must be neat and mortar should be removed from the pipes.
8. Water proofing must cover all pipes & check height above SFL.
9. Fasteners must be used as specified in circular. Especially check fixing of PVC pipes.
10. Height of DB box must be 6" below false ceiling level or 12" below slab level.
11. In case of many changes in civil work, electrical work and plumbing work, a new drawing must be prepared at HO and approved by MD.

Quality Control Check Repot. Stage: After Plumbing & Electrical (Apartments)

S No	Room	Civil work near pipes in balcony & utility[7] (✓ or ✗)	CPVC & PVC Check[5] (✓ or ✗)	Electrical points check[6] (✓ or ✗)	Water proofing check[8] (✓ or ✗)	Proper use of fasteners check[9] (✓ or ✗)	Placement of DB[10] (✓ or ✗)	Placement of Generator changeover (✓ or ✗)
1	~~Bedroom~~ 1 M.Bed	—	—	✓	—	—	—	—
2	~~Toilet~~ 1 M.Toi	—	✓	✓	✓	✓	—	—
3	~~Bedroom~~ 2 G.Bed	—	—	✓	—	—	—	—
4	~~Toilet~~ 2 C.Toi	—	✓	✓	✓	✓	—	—
5	~~Bedroom~~ 3 K.Bed	—	—	✓	—	—	—	—
6	~~Toilet~~ 3	—	—	—	—	—	—	—
7	Drawing	—	—	✓	—	—	✓	—
8	Dining	—	—	✓	—	—	—	—
9	~~Lobby~~ 1 POOJA	—	—	✓	—	—	—	—
10	~~Utility~~ / balcony 1	✗	✗	✓	—	✗	—	—
11	Utility / ~~balcony~~ 2	✗	✗	✓	✓	✗	—	—
12	~~Utility / balcony~~ 3	—	—	—	—	—	—	—
13	Kitchen	—	✓	✓	—	—	—	—
14	Other							
15	Other							

Remarks NOTE :- 1) level marking was not done.

(2) PVC pipes & fasteners were not placed in balcony & utility.

Remarks on additions & alteration sheet:

Signed by engineer,	☑ Yes ☐ No	Signed by customer,	☑ Yes ☐ No
Revised drawing required from HO	☐ Yes ☐ No —	Approved revised drawing attached	☐ Yes ☐ No —

Quality Control Check Repot. Stage: After Plumbing & Electrical (Apartments)

Miscellaneous check

Screeding done on walls upto 12" outside bathroom/utility	☑ Yes ☐ No
Bathroom /utility filled with 4" water for water proof check	☐ Yes ☑ No
Hole packing done around all pipes in ceiling and internal walls	☐ Yes ☑ No
Remarks:	

8/17/22, 3:50 PM 1cfbiRYB1cEHBGEg_XlEaYbW_XDMgIk5E (2470×3408)

D-506
[electrical]

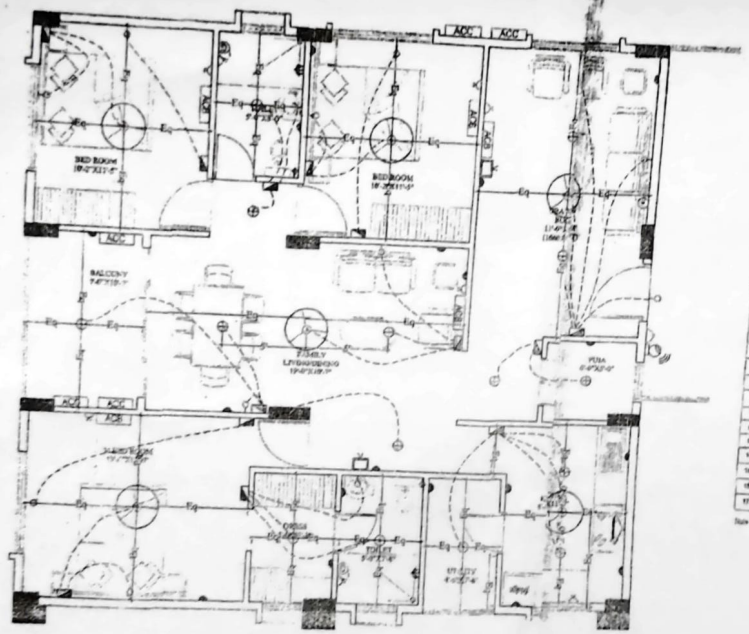

LEGEND:-

S.NO.	ITEM	SYMBOL	HEIGHTS (MM FROM FFL)
1.	Ceiling light		
2.	Fan		
3.	Wall mounted light		
4.	Exhaust fan		
5.	Ceiling light		
6.	Wall mounted light		
7.	Fan		
8.	Exhaust fan		
9.	Telephone point		
10.	Ceiling light		
11.	Ceiling light		
12.	Bell Point		
13.	Ceiling light		
14.	AC Socket		
15.	AC Socket		
16.	AC Socket		
17.	Wall mounted light switch		

Note :- Switch boards must be wall mounted switches
@ 1M from center of the.

APPROVED BY
25 SEP 2020
MC HMDA

Description	Direction	Owners & Developers :	Date :	23.09.2020	Promoted by
B1 QC-B-BLOCK-ELECTRICAL PLAN - FLATS NO 8-EX TYPE	N	Modi Reality Mallapur LLP	Prepared By :	Jayaprasadha	Modi Properties Pvt Ltd
		Project Name & Phase :	Approved By :	Soham Modi	
		Golmohar Residency	Scale :	N.T.S	Phone:+91-40-66335551

https://doc-0g-4g-docs.googleusercontent.com/docs/securesc/qda5ddtcbajlec4efpq60f7t1lemuf71

1

Quality Control Check Report. Stage: After Plastering (Apartments)

Flat No.	D- 506	Other	—	Sl. No.	40014
Company	MRM-CLLP	Project	GMR	Phase	—
Prepared by	P.Bharath	Sign	P.B	Date	07-06-22
Project Manager	Ramprasad	Sign		Date	07-06-22
Previous stage report no.		39897	Report filed ad signed by PM?		☑ Yes ☐ No
Checked By MD on		MD Sign		For filling	☐ Yes ☐ No

Recommendation:

- ☐ Stop further work. Submit ATR on QC report to QC team. Proceed only after recheck by QC.
- ☑ Stop further work. Proceed with work after submitting ATR on QC report to QC team.
- ☐ Proceed with further work only after making corrections pointed out in the QC report. ATR not required.
- ☐ Proceed with further work. ATR not required.

Inspection should be done after:

- brickwork & 2 coats plastering is completed
- after cleaning the villa.
- Water proofing, screeding in bathrooms is completed.
- before starting painting, tiling & flooring.

Plastering Check.

Notes:

1. Mark ✓ for correct or minor mistake which does not require correction
2. Mark ✕ for minor mistake that requires minor correction.
3. Mark ✕✕ for major mistake that requires correction by replacement or re-fixing.
4. Mark ✕✕✕ for major mistake that cannot be corrected.
5. 9"unplastered area from SFL should be left including in common areas and terraces.
6. Windows must be checked with templates. Plastering must be 3mm margin for luppum work. Tolerance ¼".
7. Provision of tiles in bathrooms, kitchen & wash areas (rough plastering).
8. Check size of sink bowl. Hole should be 1" to 2" larger. (Tolerance: 1")
9. All doors frames should have ½"grooves.
10. Sill top must me of uniform thickness, correct height, at one level & without broken edges.

Certified that all corrections mentioned n the QC Report have been completed. Work can Proceed to next Stage.

Project In-charge	Sign	Date
		19/06/22

Quality Control Check Report. Stage: After Plastering (Apartments)

S No	Room	Skirting Provision (✓ or ✗)	Furnishing around door frame (✓ or ✗)	Beams & columns finishing (✓ or ✗)	Finishing of lofts (✓ or ✗)	Electricity junctions finishing (✓ or ✗)	Windows check (✓ or ✗)	Tiles provision (✓ or ✗)	Sink provision & size (✓ or ✗)	Grooves for door frames (✓ or ✗)	Balcony & terrace sill top finishing (✓ or ✗)	Screeding in bathroom & utility (✓ or ✗)	Screeding in 6" above FFL? (✓ or ✗)
1	~~Bedroom 1~~ M.Bed	✓	✓	✓	–	✓	✓	–	–	✓	–	–	–
2	~~Toilet 1~~ M-Toi	–	✓	✓	–	✓	–	✓	–	✓	–	–	–
3	~~Bedroom 2~~ K.Bed	✓	✓	✓	–	✓	✓	–	–	✓	–	–	–
4	~~Toilet 2~~ C-Toi	–	✓	✓	–	✓	–	✓	–	✓	–	–	–
5	Bedroom 3 Gr.Bed	✓	✓	✓	–	✓	✗	–	–	✓	–	–	–
6	Toilet 3	–	–	–	–	–	–	–	–	–	–	–	–
7	~~Bedroom~~ 4	–	–	–	–	–	–	–	–	–	–	–	–
8	~~Toilet 4~~	–	–	–	–	–	–	–	–	–	–	–	–
9	Drawing	✓	–	✓	–	✓	✓	–	–	–	–	–	–
10	Dining	✓	–	✓	–	✓	–	–	–	–	–	–	–
11	~~Lobby 1~~	–	–	–	–	–	–	–	–	–	–	–	–
12	~~Lobby 2~~	–	–	–	–	–	–	–	–	–	–	–	–
13	Balcony	✓	–	✓	–	✓	–	–	–	–	✗✗	–	–
14	Utility	–	✓	✓	–	✓	–	✓	–	✓	–	–	–
15	~~Portico~~	–	–	–	–	–	–	–	–	–	–	–	–
16	Kitchen	✓	–	✓	✓	✓	✓	✓	–	–	–	–	–
17	Other												

Remarks
1) Screeding not done in M.Toi and utility
2) In Balcony plastering not done. (due to lift)

Quality Control Check Report. Stage: After Brickwork (Apartments/ Lab Spaces)

Flat No.	D - 506	Others	-	Sl. No.	39897
Company	MRM-LLP	Project	GMR	Phase	-
Prepared by	K Sneha	Sign	Sneha	Date	16-05-2022
Project Manager	Ram prasad	Sign		Date	16-05-2022
Previous Stage report no.		38584	Report filed and signed by PM?		☑ Yes ☐ No
Apartment No.		Other		other	
Checked By MD on		MD Sign		For filling	☐ Yes ☐ No

Recommendation:

☐ Stop further work. Submit ATR on QC report to QC team. Proceed only after recheck by QC.
☐ Stop further work. Proceed with work after submitting ATR on QC report to QC team.
☑ Proceed with further work only after making corrections pointed out in the QC report. ATR not required.
☐ Proceed with further work. ATR not required.

Inspection should be done after:

- brickwork is completed
- chicken mesh fixed
- after cleaning the apartment
- electrical conducting work is completed

Brickwork Check.

Notes:

1. Mark ✓ for correct or minor mistake which does not require correction
2. Mark ✕ for minor mistake that requires minor correction.
3. Mark ✕✕ for major mistake that requires correction by replacement or re-fixing.
4. Mark ✕✕✕ for major mistake that cannot be corrected.
5. Wall thickness should be as per plan. Use of 4", 6" & 8" blocks must be checked.
6. All walls should have 2 beds of about 2"to 3" thickness with one no. 6 mm or 8 mm rod with M15 CC.
7. Chicken mesh should be used in each and every joint between RCC & Brickwork.
8. Joint between brickwork & beam on external side must be filled.
9. Check room dimensions with working plan. (Tolerance: 1")
10. Diagonals of each room shall be equal. (Tolerance: 2")
11. Balcony sill level should be 3'3" from SFL. (Tolerance: 1")
12. Check room height with specified height. (Tolerance: 1")
13. Check plumb of walls wherever it appears to be out of plumb. (Tolerance: 1/2")
14. Specify the No. of beams which are not aligned by more than 1"in a room.
15. Door frames must have black Japan coating and wood primer /pellambar – at cost of painter.

Certified that all corrections mentioned in the QC Report have been completed. Work can Proceed to next stage.

Project In-charge		Date
		25/05/22

Quality Control Check Report. **Stage: After Brickwork (Apartments/ Lab Spaces)**

S No	Room	Wall thickness (✓ or ✗)	Beds in walls (✓ or ✗)	Chicken mesh (✓ or ✗)	External brickwork & beam joint (✓ or ✗)	Room Dimensions (✓ or ✗)	Room Dimensions Difference in inches	Diagonal (✓ or ✗)	Diagonal Difference in inches	Balcony sill level (✓ or ✗)	Room Height (✓ or ✗)	Plumb of walls (Good/Avg./Bad)	Alignment of beams and walls - Nos.
1	~~Bedroom~~ 1 M. bed	✓	✓	✓	✓	✓	-	✓	-	-	✓	Avg	-
2	~~Toilet~~ 1 M. Toi	✓	✓	✓	✓	✓	-	✓	-	-	✓	"	-
3	~~Bedroom~~ 2 K. bed	✓	✓	✓	✓	✓	-	✓	-	-	✓	"	-
4	~~Toilet~~ 2 C. Toi	✓	✓	✓	✓	✓	-	✓	-	-	✓	"	-
5	~~Bedroom~~ 3 G. Bed	✓	✓	✓	✓	✓	-	✓	-	-	✓	"	-
6	~~Toilet~~ 3	-	-	-	-	-	-	-	-	-	-	-	-
7	Drawing	✓	✓	✓	✓	✓	-	✓	-	-	✓	Avg	-
8	Dining	✓	✓	✓	✓	✓	-	✓	-	-	✓	"	-
9	~~Lobby~~ 1	-	-	-	-	-	-	-	-	-	-	-	-
10	~~Utility~~ / balcony 1	✓	✓	✓	✓	✓	-	✓	-	✓	✓	Avg	-
11	Utility / ~~balcony~~ 2	✓	✓	✓	✓	✓	-	✓	-	-	✓	"	-
12	~~Utility / balcony~~ 3	-	-	-	-	-	-	-	-	-	-	-	-
13	Kitchen	✓	✓	✓	✓	✓	-	✓	-	-	✓	"	-
14	~~Other~~ pooja	✓	✓	✓	✓	✓	-	✓	-	-	✓	"	-
15	Other												

Remarks Note: 1. Internal walls are changed As per customer Request.

2. In Kitchen Loft hacking was not done.

Quality Control Check Report. **Stage: After Brickwork (Apartments/ Lab Spaces)**

Quality of edges and corners in all rooms?	☐ Good ☑ Avg. ☐ Bad
Specify rooms that need correction: –	

Misc. Checks.

Was 3.75 CFT proportion box provided?	☑ Yes ☐ No
Condition of proportion box?	☐ Good ☑ Avg. ☐ Bad
Was the Apartment cleaned before starting brick work?	☐ Yes ☐ No ☑ Cant' say
Is the Apartment cleaned for plastering?	☑ Yes ☐ No
Wastage?	☐ High ☑ Medium ☐ Low
Storage of building material like bricks sand and cement.	☐ Good ☑ Avg. ☐ Bad
Drum (200 ltrs) provided for curing in each flat?	☑ Yes ☐ No
Remarks:	

Door Frames & Windows check

Notes:

1. Mark ✓ for correct or minor mistake which does not require correction
2. Mark ✕ for minor mistake that requires minor correction.
3. Mark ✕✕ for major mistake that requires correction by replacement or re-fixing.
4. Mark ✕✕✕ for major mistake that cannot be corrected.
5. Window template depth should be between 2 to 2 ½"after plastering.
6. Lentil level should be 7'3"from SFL & 7'from FFL. (Tolerance 1") Lentil should be as per standard design.
7. Lofts should be at a height of 7'to 7'3" from FFL. Kitchen plat form thickness should be 2", SFL to bottom 31".. (Tolerance 1")
8. Slopes of lofts and kitchen platforms to be checked by using 12"spirit level and check height from floor from 2 or 3 points.
9. Thickness of platforms & lofts should be between 2 & 2.5".
10. Provide single layer table brick at bottom of each door frame without threshold
11. Check Z angle template size (Z angle for bathroom ventilators not required in new projects).
12. Window opening must be checked with MS square pipe templates of 2 sizes for inner and outer openings.
13. Z angle template must be 1" from brick wall surface from the inner side.

Quality Control Check Report. **Stage: After Brickwork (Apartments/ Lab Spaces)**

S No.	Room	Door size, face and position (✓ or ✗)	Brick at bottom of door frame10 (✓ or ✗)	Door frame hold fast provision and fasteners. (✓ or ✗)	Door lentil design & level (✓ or ✗)	Door diagonal check (✓ or ✗)	Door Plumb - two sides (✓ or ✗)	Windows lentil design & level, Sill level (✓ or ✗)	Windows size (✓ or ✗)	Windows - template depth & diagnal[3] (✓ or ✗)	Windows - template red oxide painting (✓ or ✗)	Loft & Kitchen platform height (✓ or ✗)	Loft & Kitchen platform slope (✓ or ✗)	Door size, face and position (✓ or ✗)
1	~~Bedroom 1~~ M. Bed	✓	✓	✓	✓	✓	✓	✓	✓	✓	✓	-	-	-
2	~~Toilet 1~~ M. Toi	✓	✓	✓	✓	✓	✓	-	-	-	-	-	-	-
3	~~Bedroom 2~~ K. Bed	✓	✓	✓	✓	✓	✓	✓	✓	✓	✓	-	-	-
4	~~Toilet 2~~ C. Toi	✓	✓	✓	✓	✓	✓	-	-	-	-	-	-	-
5	~~Bedroom 3~~ G. Bed	✓	✓	✓	✓	✓	✓	✓	✓	✓	✓	-	-	-
6	~~Toilet 3~~	-	-	-	-	-	-	-	-	-	-	-	-	-
7	Drawing	✓	✓	✓	✓	✓	✓	✓	✓	✓	✓	-	-	-
8	Dining	-	-	-	-	-	-	-	-	-	-	-	-	-
9	~~Lobby~~ 1	-	-	-	-	-	-	-	-	-	-	-	-	-
10	~~Utility~~ / balcony 1	-	-	-	-	-	-	-	-	-	-	-	-	-
11	Utility / ~~balcony 2~~	✓	✓	✓	✓	✓	✓	-	-	-	-	-	-	-
12	~~Utility / balcony 3~~	-	-	-	-	-	-	-	-	-	-	-	-	-
13	Kitchen	-	-	-	-	-	-	✓	✓	✓	✓	✓	-	-
14	~~Other~~ pooja	✓	✓	✓	✓	✓	✓	-	-	-	-	-	-	-
15	Other													

Remarks: Note: 1. Kitchen platform was not casted.