Construction Division
Additions & Alteration Charges Approval Form

Company Name:	MRMLLP	Site	Gulmohar Residency
Name of the customer	Mr. SK Jishan Ali		
Villa/ Flat No.	G- 407		

Sl.No	Description	Amount
1	Total extra Charges	—
2	Total refundable amount	10,330=00
3	Net amount to be charges (if any)	—
4	Net amount to be refunded (if any)	10,330=00

Remarks :

Approved by Project Manager	Approved by Design Team	Approved by MD
Date 19/1/2024	Date	Date
Sign:	Sign:	Sign:

Note: 1. Enclose measurement & estimate sheet. 2. Send scanned copy by email to plans@modiproperties.com & CR. 3. Maintain originals in A&A of customers at site.

IMATE SHEET						
pany Name:	MRMLLP					
ct:	Gulmohar Residency					
k Description:	Extra Specs					
No.	G-407					
ared By	K. Narender Reddy					
:	19-01-2024					
S No.	Item Head	Item Description	Quantity	Units	Rate	Amount
	Estra Charge					
1	NIL					
	Refund					
1	Utility tiles	Tiles	101	Sft	30	3030.00
2	SS sink	SS sink	1	no	3000	3000.00
3	Door frame	Door frame	1	no	2000	2000.00
4	Door shutter	Door Shutter	1	no	2300	2300.00

MATE SHEET

any Name: MRMLLP

ct: Gulmohar Residency

Description: Extra Specs

No. G-407

red By K. Narender Reddy

19-01-2024

Approved by: Ramprasad

Sign:

S No.	Item Head	Item Description	A Length	B Width	C Height	D Nos	E=AXBXCXD Quantity	F Units
	Estra Charge							
1	NIL							
	Refund							
1	Utility tiles	Tiles	101	1	1	1	101	sft
2	SS sink	SS sink	1	1	1	1	1	no
3	Door frame	Door frame	1	1	1	1	1	no
4	Door shutter	Door Shutter	1	1	1	1	1	no

From: Gulmohar Residency <info@modiproperties.com>
Sent: 03 April 2023 17:26
To: cr@modiproperties.com; feedback@modiproperties.com; kprasad@modiproperties.com; gbrambabu@modiproperties.com; gmr@modiproperties.com; skjishanali@gmail.com
Subject: Complaints And Suggestions from Gulmohar Residency

Complaint Id : 7770
Project Name : Gulmohar Residency
Block No / Phase : Block G
Flat No/Villa :407
Nature of complaint :Construction
Customer Name : Sk Jishan Ali
Email : skjishanali@gmail.com
Complaints :

1. Out of nine tiles given by us for kitchen backsplash, one tile is missing at site. Same should be arranged and paste it behind the chimney area as informed.
2. As informed, one granite slab should be changed in utility area as shiny face should come inside.
3. Lots of places in hall, bed rooms, toilets, kitchen, it is found that there are significant gaps between tiles. Same should be checked thoroughly.
4. Edge chamfering of granite kitchen counter top needs to be done.
5. Granite skating should be given in utility area as informed.
6. As informed, 2 inch gap should be given uniformly between kitchen counter top edge and concrete slab edge.
7. Anti-vibration pad of kitchen sink given by us is found to be in broken condition.
8. The leveling of floor tiles is not proper. Same should be checked thoroughly in hall, kitchen and each bed rooms.
9. One window is not fixed in kitchen area.
10. Hall false ceiling works are pending. Some gaps are found between toilet false ceiling and wall in toilet.

Note:

1. Please allow atleast two weeks for us to attend your complaint.
2. In general written response / reply to complaints shall not be given.
3. In case the complaint is not attended to for over two weeks customers are requested to send a reminder using the form given.

ACTION TAKEN REPORT (FOR COMPLAINTS)

Flat / bungalow No.	G-407	ATR Date	30-05-2023
Project	GMR	Complaint Date	03-04-2023
Customer Name	SK JISHAN ALI	Com.ID.no:	**13730**
Prepared By	MEENAKSHI GOUD		
Project Manager's Sign		Admin Officer's Sign	

Note: Original ATR should be sent to CR & a copy to MD. CR to file original in customer's file.

Complaint S No.	Action Taken
1	WORK COMPLETED
2	WORK COMPLETED
3	WORK COMPLETED
4	WORK WILL COMPLTE BEFORE HANDOVERING POSESSION
5	WORK COMPLETED
6	WORK WILL COMPLTE BEFORE HANDOVERING POSESSION
7	WORK WILL COMPLTE BEFORE HANDOVERING POSESSION
8	WORK WILL COMPLTE BEFORE HANDOVERING POSESSION
9	WORK WILL COMPLTE BEFORE HANDOVERING POSESSION
10	WORK COMPLETED

Note: 1. Keep the report brief. 2. Do not repeat the complaint. 3. Use terms like "Work completed", "Changes not permitted – work not taken up", "Kept pending at customer's request", "Beyond our scope of work", etc.

Kitchen & Utility window level Same.

Both the window Same Size.

Utility wall Granite full & Flooring

Tan Brown

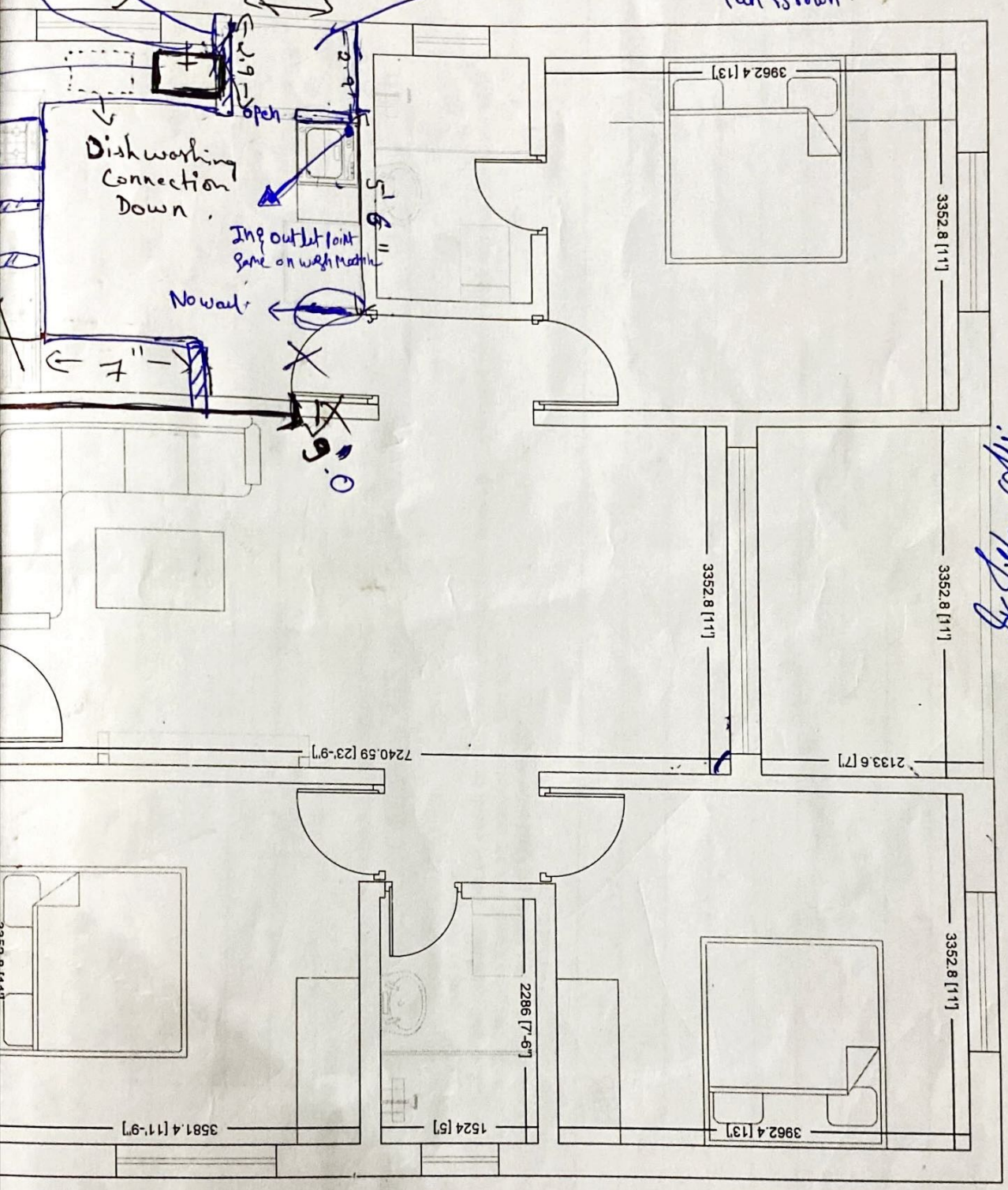

28/08/21

1) Kitchen & Utility window level Same.

2) Utility open [2'.6"] Remaining Granite wall Partion. [2'.9" x 4'.6"].

3) Dining wash Basin [East wall] [1'.3"]

4) Hall. South wall 9'.0.

5) G.M = Indian Tile

6) Sink & Back Splash By Customer.

Flat No	G-407.	QC report stage	Stage - III.	Sl. No.	42059.
Company	MRMLLP	Project	GMR	Phase	–
Prepared by	Srinivas	Sign		Date	09/10/23
Project Manager	Narender	Sign		Date	09/10/23.
Receipt by QC date		Sign		Other	
Receipt at HO date		Sign		Other	
Checked By MD on		MD Sign		For filling	☐ Yes ☐ No

Recommendation that was made by QC:

☐ Stop further work. Submit ATR on QC report to QC team. Proceed only after recheck by QC.

☑ Stop further work. Proceed with work after submitting ATR on QC report to QC team.

Notes:

1. Attach a copy of the QC report to this sheet.
2. Circle each correction with a red pen – tick (✓) each circle for work completed and cross (✗) each circle where work has not been completed.
3. Give remarks for each case where work has not completed on this sheet.
4. Make 2 copied of the ATR – send one to MD and other to QC.
5. Enclose required photographs – hard copy.

Remarks: All works done

Flat No	G-407	Other		Sl. No.	42059
Company	MRM-(LLP)	Project	GMR	Phase	-
Prepared by	P. Bharath	Sign		Date	14-07-2023
Project Manager	Narendar Reddy	Sign		Date	14-07-23
Previous stage report no.		41437	Report filed and signed by PM		☐ Yes ☑ No
Checked By MD on		MD Sign		For filling	☐ Yes ☐ No

Recommendation:

- ☐ Stop further work. Submit ATR on QC report to QC team. Proceed only after recheck by QC.
- ☑ Stop further work. Proceed with work after submitting ATR on QC report to QC team.
- ☐ Proceed with further work only after making corrections pointed out in the QC report. ATR not required.
- ☐ Proceed with further work. ATR not required.

Inspection should be done after :

- Completing stage II works.
- Complete works like doors, windows, grills, electrical wiring, switches, french door glass, etc.
- In case of modular kitchen provide platform, granite and dado and modular kitchen in this stage.
- Provide video door phone in this stage.
- Possession for wood work cannot be given until QC check for stage III is completed and all corrections mentioned in the report are made.

Miscellaneous check:

Modular kitchen to be provided	☐ Yes ☑ No	Modular kitchen provided	☐ Yes ☐ No
Modular kitchen workman ship	☐ Good ☐ Avg ☐ Poor	Modular kitchen granite & dado workman ship & finishing	☐ Good ☐ Avg ☐ Poor
Video door phone /wifi cam to be provided	☑ Yes ☐ No	Video door phone/wifi cam provided	☐ Yes ☑ No
Painting marks and drops are cleaned from floor, windows, walls.		☐ Good ☑ Avg ☐ Poor	

Certified that all corrections mentioned n the QC Report have been completed. Work can Proceed to next Stage.

Project In-charge	Sign	Date

Rate the quality of (Good ✓, Avg. ✗, Poor – needs correction ✗✗, NA)

S No	Room	Door, door knob & door stopper fitting	Door, door knob & door stopper cleaning	Window grills & quality	Window grills fitting & finishing	Windows quality	Window fitting & finishing	Balcony railing quality & finishing	French door quality & fitting	CP jali quality and fitting	Ledge building	Switch boards fitting & covering with plastic covers	Junction box covers painting
1	~~Bedroom 1~~ M-Bed	✓	✓	✓	✗	✓	✓	–	–	–	✗	✓	✗
2	~~Bedroom 2~~ K-Bed	✓	✓	✓	✗	✓	✓	–	–	–	✗	✓	✓
3	~~Bedroom 3~~ G-Bed	✓	✓	✓	✗	✓	✓	–	–	–	✓	✗	✓
4	Drawing	✗	✓	✓	✓	–	–	–	–	–	✗	✓	✗
5	Dining	–	–	–	–	–	–	–	–	–	–	–	–
6	~~Lobby 1~~	–	–	–	–	–	–	–	–	–	✓	✓	✓
7	Utility / ~~balcony~~ 1	✓	✓	–	–	–	–	–	–	✗	✗	✗	✗
8	Utility / balcony 2	–	–	–	–	–	–	–	✓	✗	✗	✓	✗
9	~~Utility / balcony~~ 3	–	–	–	–	–	–	–	–	–	–	–	–
10	Kitchen	–	–	–	✗	–	–	–	–	–	✓	✗	✓
11	~~Toilet 1~~ M-Toi	✓	✗	✓	✗	✓	✓	–	–	✗	✗	✗	✗
12	~~Toilet 2~~ C-Toi	✓	✓	✓	✗	✓	✓	–	–	✗	✗	✗	✓
13	~~Toilet 3~~	–	–	–	–	–	–	–	–	–	–	–	–
14	Other							–					
15	Other												

Remarks

1. Balcony railing glass was not provided. 2. Roundsheet's and switch board's cover's were not provided. 3. Dummies were missing in M-Toi and C-Toi. 4. For couple of door's door stopper's and for C-Toi cylindrical lock was missing. 5. C-Toi Tile was broken, utility grill was not provided. 6. Patchwork's painting to be done. 7. Some points written in previous Report's not done.

Company	MRM - LLP	Project	GMR	Phase	–
Prepared by	SAIKIRAN	Sign		Date	04-03-2023
Project Manager	RAM PRASAD	Sign		Date	04-03-2023
Previous stage report no.		40398	Report filed and signed by PM		☑ Yes ☐ No
Checked By MD on		MD Sign		For filling	☐ Yes ☐ No

Recommendation:

☐ Stop further work. Submit ATR on QC report to QC team. Proceed only after recheck by QC.
☐ Stop further work. Proceed with work after submitting ATR on QC report to QC team.
☑ Proceed with further work only after making corrections pointed out in the QC report. ATR not required.
☐ Proceed with further work. ATR not required.

Inspection should be done after:

- Completion of flooring, bathroom /utility tiles, first coat of paint.
- Completion of doors, windows, grills, electrical wiring, switches must be done in next stage
- False ceiling must be completed before flooring.
- Kitchen platform, granite and dado must be completed where modular kitchen is not provided.
- Provide granite soffit for main door and balconies in this stage.

Miscellaneous check:

Main door fixed with lock & stopper	☑ Yes ☐ No		
Granite soffit for balcony required	☑ Yes ☐ No	Granite soffit for balcony provided	☑ Yes ☐ No
Balcony granite soffit workmanship	☐ Good ☑ Avg ☐ Poor	Balcony granite soffit edge polishing	☐ Good ☑ Avg ☐ Poor
Granite soffit for main door required	☑ Yes ☐ No	Granite soffit for main door provided	☑ Yes ☐ No
Main door granite soffit workmanship	☐ Good ☑ Avg ☐ Poor	Main door granite soffit edge polishing	☐ Good ☑ Avg ☐ Poor

Certified that all corrections mentioned n the QC Report have been completed. Work can Proceed to next Stage.

Project In-charge	Sign	Date

	Tiling & granite work	Rate the quality of (Good ✓, Avg. ✗, Poor – needs correction ✗✗, NA)												
S No	Room	Workmanship of tiling	White cement filling around CPVC lines	Corners finishing	Finishing near doors	Finishing on top of tiles	Finishing near ventilators	Step at bathroom entrance / utility	Step for shower / pot wash	Tile joint grouting	Granite platform finishing and edge polishing	Granite platform slope	Granite platform height	Finishing under granite platform
1	~~Toilet~~ 1 M-toi	✓	✗✗	✓	✗	✓	✗	✓	✓	✓	–	–	–	–
2	~~Toilet~~ 2 C-toi	✓	✗✗	✗	✗	✗	✓	✓	✓	✗	–	–	–	–
3	~~Toilet~~ 3	–	–	–	–	–	–	–	–	–	–	–	–	–
4	~~Toilet~~ 4	–	–	–	–	–	–	–	–	–	–	–	–	–
5	Wash basin in dining area	–	–	–	–	–	–	–	–	–	–	–	–	–
6	Kitchen	✓	✗	✗	–	✓	–	–	–	✗	✗	✓	✓	✗
7	Utility	✓	✗	✓	✗	✓	–	✓	✓	✓	–	–	–	–
8	Other													
9	Other													

Remarks NOTE :- 1) Main door stopper was not provided.
2) C-toi, tile piece was broken.

S No	Room	Color variation of floor tiles	Flooring workman ship & grouting	Skirting size (3")	Skirting workmanship	Plastering above skirting	Plastering & finishing of walls	Crack filling	Loft Finishing	Windows check	General quality of painting & finishing	Door & frame painting quality	Door beading, luppam and painting quality.	Edge building
1	~~Bedroom~~ 1 M·Bed	✓	✓	✓	✓	✓	✓	✓	–	✓	✓	✓	✓	✓
2	~~Bedroom~~ 2 G·Bed	✓	✓	✓	✓	✓	✓	✓	–	✓	✓	✓	✓	✓
3	~~Bedroom~~ 3 C·Bed	✓	✓	✓	✓	✓	✓	✓	–	✓	✓	✓	✓	✓
4	Drawing	✓	✓	✓	✓	✓	✓	✓	–	–	✓	–	–	✗
5	~~Dining~~	–	–	–	–	–	–	–	–	–	–	–	–	–
6	~~Lobby~~ 1	–	–	–	–	–	–	–	–	–	–	–	–	–
7	~~Utility~~ / balcony 1	✓	✓	✓	✓	✓	✓	✓	–	–	–	–	–	✗
8	~~Utility~~ / ~~balcony~~ 2	–	–	–	–	–	–	–	–	–	–	–	–	–
9	~~Utility / balcony~~ 3	–	–	–	–	–	–	–	–	–	–	–	–	–
10	Kitchen	✓	✓	✗	✗	✗	✗	✓	–	✗	✓	–	–	✗
11	Other													
12	Other													

Remarks NOTE :-1) painting work for door frames & Beadings to be improved.

Recommendation:

- ☐ Stop further work. Submit ATR on QC report to QC team. Proceed only after recheck by QC.
- ☐ Stop further work. Proceed with work after submitting ATR on QC report to QC team.
- ☑ Proceed with further work only after making corrections pointed out in the QC report. ATR not required.
- ☐ Proceed with further work. ATR not required.

Inspection should be done after:

- Completion of flooring, bathroom /utility tiles, first coat of paint.
- Completion of doors, windows, grills, electrical wiring, switches must be done in next stage
- False ceiling must be completed before flooring.
- Kitchen platform, granite and dado must be completed where modular kitchen is not provided.
- Provide granite soffit for main door and balconies in this stage.

Miscellaneous check:

Main door fixed with lock & stopper	☑ Yes ☐ No		
Granite soffit for balcony required	☑ Yes ☐ No	Granite soffit for balcony provided	☑ Yes ☐ No
Balcony granite soffit workmanship	☐ Good ☑ Avg ☐ Poor	Balcony granite soffit edge polishing	☐ Good ☑ Avg ☐ Poor
Granite soffit for main door required	☑ Yes ☐ No	Granite soffit for main door provided	☑ Yes ☐ No
Main door granite soffit workmanship	☐ Good ☑ Avg ☐ Poor	Main door granite soffit edge polishing	☐ Good ☑ Avg ☐ Poor

Certified that all corrections mentioned n the QC Report have been completed. Work can Proceed to next Stage.

Project In-charge	Sign	Date

	Tiling & granite work	Rate the quality of (Good ✓, Avg. ✗, Poor – needs correction ✗✗, NA)												
S No	Room	Workmanship of tiling	White cement filling around CPVC lines	Corners finishing	Finishing near doors	Finishing on top of tiles	Finishing near ventilators	Step at bathroom entrance / utility	Step for shower / pot wash	Tile joint grouting	Granite platform finishing and edge polishing	Granite platform slope	Granite platform height	Finishing under granite platform
1	~~Toilet~~ 1 M-toi	✓	✗✗	✓	✗	✓	✗	✓	✓	✓	–	–	–	–
2	~~Toilet~~ 2 C-toi	✓	✗✗	✗	✗	✗	✓	✓	✓	✗	–	–	–	–
3	~~Toilet~~ 3	–	–	–	–	–	–	–	–	–	–	–	–	–
4	~~Toilet~~ 4	–	–	–	–	–	–	–	–	–	–	–	–	–
5	Wash basin in ~~dining~~ area	–	–	–	–	–	–	–	–	–	–	–	–	–
6	Kitchen	✓	✗	✗	–	✓	–	–	–	✗	✗	✓	✓	✗
7	Utility	✓	✗	✓	✗	✓	–	✓	✓	✓	–	–	–	–
8	Other													
9	Other													

Remarks NOTE :- 1) Main door stopper was not provided.

2) C-toi, Tile piece was broken.

Rate the quality of (Good ✓, Avg. X, Poor —)

S No	Room	Color variation of floor tiles	Flooring workman ship & grouting	Skirting size (3")	Skirting workmanship	Plastering above skirting	Plastering & finishing of walls	Crack filling	Loft Finishing	Windows check	General quality of painting & finishing	Door & frame painting quality	Door beading, luppam and painting quality.	Edge building
1	~~Bedroom~~ 1 M·Bed	✓	✓	✓	✓	✓	✓	✓	—	✓	✓	✓	✓	✓
2	~~Bedroom~~ 2 G·Bed	✓	✓	✓	✓	✓	✓	✓	—	✓	✓	✓	✓	X
3	~~Bedroom~~ 3 C·Bed	✓	✓	✓	✓	✓	✓	✓	—	✓	✓	✓	✓	✓
4	Drawing	✓	✓	✓	✓	✓	✓	✓	—	—	✓	—	—	X
5	~~Dining~~	—	—	—	—	—	—	—	—	—	—	—	—	—
6	~~Lobby~~ 1	—	—	—	—	—	—	—	—	—	—	—	—	—
7	~~Utility~~ / balcony 1	✓	✓	✓	✓	✓	✓	✓	—	—	—	—	—	X
8	~~Utility~~ / ~~balcony~~ 2	—	—	—	—	—	—	—	—	—	—	—	—	—
9	~~Utility / balcony~~ 3	—	—	—	—	—	—	—	—	—	—	—	—	—
10	Kitchen	✓	✓	X	X	X	X	✓	—	X	✓	—	—	X
11	Other													
12	Other													

Remarks NOTE :- 1) painting work for Door frames & Beadings to be improved.

/

Quality Control Check Repot. Stage: After Plumbing & Electrical (Apartments)

Flat No.	G-407	Other	–	Sl. No.	40398
Company	MRM – LLP	Project	GMR	Phase	–
Prepared by	R.S.SAIKIRAN	Sign	R.S.Saikiran	Date	18-08-2022
Project Manager	RAM PRASAD	Sign		Date	18-08-2022
Previous stage report no.		40195	Report filed and signed by PM?		☑ Yes ☐ No
Additions & alterations sheet date		28-08-2021	All pages signed by engineer & customer?		☑ Yes ☐ No
Checked By MD on		MD Sign		For filling	☐ Yes ☐ No

Recommendation:
- ☐ Stop further work. Submit ATR on QC report to QC team. Proceed only after recheck by QC.
- ☐ Stop further work. Proceed with work after submitting ATR on QC report to QC team.
- ☑ Proceed with further work only after making corrections pointed out in the QC report. ATR not required.
- ☐ Proceed with further work. ATR not required.

Inspection should be done after:
- after cleaning the apartment.
- before starting painting, tiling & flooring.
- electrical conduct, waterproofing & plumbing work is completed (for stage II only).
- additions & alterations is finalized and signed. In case there are no additions and alterations printout of email by PM to CR confirming the same must be filed.
- additions & alterations sheets to be transfefred to QC file. QC to check if A&A are made as per request.

Certified that all corrections mentioned in the QC Report have been completed. Work can Proceed to next Stage.

Project In-charge	Sign	Date
	22	08/22

After Plumbing & Electrical Check.

Notes:
1. Mark ✓ for correct or minor mistake which does not require correction
2. Mark ✕ for minor mistake that requires minor correction.
3. Mark ✕✕ for major mistake that requires correction by replacement or re-fixing.
4. Mark ✕✕✕ for major mistake that cannot be corrected.
5. Location of CPVC & PVC fittings must be checked as per measurements given in circular. Tolerance 1".
6. Location, height and spirit level of electrical points must be checked as per measurements given in circular & plan. Tolerance 1".
7. Civil work near pipes in balcony & utility must be neat and mortar should be removed from the pipes.
8. Water proofing must cover all pipes & check height above SFL.
9. Fasteners must be used as specified in circular. Especially check fixing of PVC pipes.
10. Height of DB box must be 6" below false ceiling level or 12" below slab level.
11. In case of many changes in civil work, electrical work and plumbing work, a new drawing must be prepared at HO and approved by MD.

Quality Control Check Repot. Stage: After Plumbing & Electrical (Apartments)

S No	Room	Civil work near pipes in balcony & utility[7] (✓ or ✗)	CPVC & PVC Check[5] (✓ or ✗)	Electrical points check[6] (✓ or ✗)	Water proofing check [8] (✓ or ✗)	Proper use of fasteners check [9] (✓ or ✗)	Placement of DB[10] (✓ or ✗)	Placement of Generator changeover (✓ or ✗)
1	~~Bedroom~~ 1 M.Bed	—	—	✓	—	—	—	—
2	~~Toilet~~ 1 M.Toi	—	✓	✓	✓	✓	—	—
3	~~Bedroom~~ 2 G.Bed	—	—	✓	—	—	—	—
4	~~Toilet~~ 2 C.Toi	—	✓	✓	✓	✓	—	—
5	~~Bedroom~~ 3 K.Bed	—	—	✓	—	—	—	—
6	~~Toilet~~ 3	—	—	—	—	—	—	—
7	Drawing	—	—	✓	—	—	✓	—
8	Dining	—	—	✓	—	—	—	—
9	~~Lobby~~ 1	—	—	—	—	—	—	—
10	~~Utility~~ / balcony 1	✗	✓	✓	—	✗✗	—	—
11	Utility / ~~balcony~~ 2	—	✓	✓	—	—	—	—
12	~~Utility / balcony~~ 3	—	—	—	—	—	—	—
13	Kitchen	—	✓	✓	—	—	—	—
14	Other							
15	Other							

Remarks NOTE:- 1) In Toilet's, plumbing pts are changed as per customer request.
(2) In balcony, fasteners are not used properly.

Remarks on additions & alteration sheet:

Signed by engineer,	☑ Yes ☐ No	Signed by customer,	☑ Yes ☐ No
Revised drawing required from HO	☐ Yes ☐ No —	Approved revised drawing attached	☐ Yes ☐ No —

Prepared by	P. Bharath	Sign	P.B	Date	15-07-22
Project Manager	Ramprasad	Sign		Date	15-07-22
Previous stage report no.		39990	Report filed ad signed by PM?		☑ Yes ☐ No
Checked By MD on		MD Sign		For filling	☐ Yes ☐ No

Recommendation:

☐ Stop further work. Submit ATR on QC report to QC team. Proceed only after recheck by QC.
☐ Stop further work. Proceed with work after submitting ATR on QC report to QC team.
☑ Proceed with further work only after making corrections pointed out in the QC report. ATR not required.
☐ Proceed with further work. ATR not required.

Inspection should be done after:

- brickwork & 2 coats plastering is completed
- after cleaning the villa.
- Water proofing, screeding in bathrooms is completed.
- before starting painting, tiling & flooring.

Plastering Check.

Notes:

1. Mark ✓ for correct or minor mistake which does not require correction
2. Mark ✕ for minor mistake that requires minor correction.
3. Mark ✕✕ for major mistake that requires correction by replacement or re-fixing.
4. Mark ✕✕✕ for major mistake that cannot be corrected.
5. 9"unplastered area from SFL should be left including in common areas and terraces.
6. Windows must be checked with templates. Plastering must be 3mm margin for luppum work. Tolerance ¼".
7. Provision of tiles in bathrooms, kitchen & wash areas (rough plastering).
8. Check size of sink bowl. Hole should be 1" to 2" larger. (Tolerance: 1")
9. All doors frames should have ½"grooves.
10. Sill top must me of uniform thickness, correct height, at one level & without broken edges.

S No	Room	Skirting Provision (✓ or ✗)	Furnishing around door frame (✓ or ✗)	Beams & columns finishing (✓ or ✗)	Finishing of lofts or ✗)	Electricity junction finishing (✓ or ✗)	Windows check or ✗)	Tiles provision or ✗)	Sink provision & s (✓ or ✗)	Grooves for door frames (✓ or ✗)	Balcony & terrace top finishing (✓ or	Screeding in bathro & utility (✓ or ✗)	Screeding in 6" abo FFL? (✓ or ✗)
1	~~Bedroom~~ 1 M. Bed	✓	✓	✓	–	✓	✓	–	–	✓	–	–	–
2	~~Toilet 1~~ M-Toi	–	✓	✓	–	✓	–	✓	–	✓	–	✓	✓
3	~~Bedroom~~ 2 K. Bed	✓	✓	✓	–	✓	✗✗	–	–	✓	–	–	–
4	~~Toilet 2~~ C-Toi	–	✓	✓	–	✓	–	✓	–	✓	–	✓	✓
5	~~Bedroom~~ 3 G. Bed	✓	✓	✓	–	✓	✗	–	–	✓	–	–	–
6	~~Toilet 3~~	–	–	–	–	–	–	–	–	–	–	–	–
7	~~Bedroom~~ 4	–	–	–	–	–	–	–	–	–	–	–	–
8	Toilet 4	–	–	–	–	–	–	–	–	–	–	–	–
9	Drawing	✓	–	✓	–	✓	–	–	–	–	–	–	–
10	Dining	✓	–	✓	–	✓	–	–	–	–	–	–	–
11	~~Lobby 1~~	–	–	–	–	–	–	–	–	–	–	–	–
12	~~Lobby~~ 2	–	–	–	–	–	–	–	–	–	–	–	–
13	Balcony	✓	–	✓	–	✓	–	–	–	–	–	–	–
14	Utility	–	✓	✓	–	✓	–	–	–	–	✗	–	–
15	~~Portico~~	–	–	–	–	–	–	–	–	✗	–	✓	✓
16	Kitchen	✓	–	✓	–	✓	✓	✗	–	–	–	–	–
17	Other												

Remarks

1) Screeding work to be improved in C-Toi

Company	MRM-LLP	Project		Date	04-06-2022
Prepared by	R.S SAIKIRAN	Sign	R.S.Saikiran	Date	04-06-2022
Project Manager	RAMPRASAD	Sign		Report filed and signed by PM?	☑ Yes ☐ No
Previous Stage report no.		38765		other	
Apartment No.		Other		For filling	☐ Yes ☐ No
Checked By MD on		MD Sign			

Recommendation:

☐ Stop further work. Submit ATR on QC report to QC team. Proceed only after recheck by QC.
☐ Stop further work. Proceed with work after submitting ATR on QC report to QC team.
☑ Proceed with further work only after making corrections pointed out in the QC report. ATR not required.
☐ Proceed with further work. ATR not required.

Inspection should be done after:

- brickwork is completed
- chicken mesh fixed
- after cleaning the apartment
- electrical conducting work is completed

Certified that all corrections mentioned in the QC Report have been completed. Work can proceed to next Stage.

Project In-charge	Sign	Date

Brickwork Check.

Notes:

1. Mark ✓ for correct or minor mistake which does not require correction
2. Mark ✕ for minor mistake that requires minor correction.
3. Mark ✕✕ for major mistake that requires correction by replacement or re-fixing.
4. Mark ✕✕✕ for major mistake that cannot be corrected.
5. Wall thickness should be as per plan. Use of 4", 6" & 8" blocks must be checked.
6. All walls should have 2 beds of about 2"to 3" thickness with one no. 6 mm or 8 mm rod with M15 CC.
7. Chicken mesh should be used in each and every joint between RCC & Brickwork.
8. Joint between brickwork & beam on external side must be filled.
9. Check room dimensions with working plan. (Tolerance: 1")
10. Diagonals of each room shall be equal. (Tolerance: 2")
11. Balcony sill level should be 3'3" from SFL. (Tolerance: 1")
12. Check room height with specified height. (Tolerance: 1")
13. Check plumb of walls wherever it appears to be out of plumb. (Tolerance: 1/2")
14. Specify the No. of beams which are not aligned by more than 1"in a room.
15. Door frames must have black Japan coating and wood primer /pellambar – at cost of painter.

ony 1	✓	✓	✓	✓	✓	–	✓	–	X	✓	Avg	✓
rcony 2	–	–	–	–	–	–	–	–	–	–	–	–
oalcony 3	–	–	–	–	–	–	–	–	–	–	–	–
n	✓	✓	✓	✓	✓	–	✓	–	–	✓	Avg	✓
er												
her												

arks NOTE:- 1) Utility was removed, & combined with kitchen room as per customer request.

Specify rooms that need correction:

Misc. Checks.

Was 3.75 CFT proportion box provided?	☑ Yes ☐ No
Condition of proportion box?	☐ Good ☑ Avg. ☐ Bad
Was the Apartment cleaned before starting brick work?	☐ Yes ☐ No ☑ Cant' say
Is the Apartment cleaned for plastering?	☑ Yes ☐ No
Wastage?	☐ High ☑ Medium ☐ Low
Storage of building material like bricks sand and cement.	☐ Good ☑ Avg. ☐ Bad
Drum (200 ltrs) provided for curing in each flat?	☑ Yes ☐ No
Remarks:	

Door Frames & Windows check

Notes:

1. Mark ✔ for correct or minor mistake which does not require correction
2. Mark ✕ for minor mistake that requires minor correction.
3. Mark ✕✕ for major mistake that requires correction by replacement or re-fixing.
4. Mark ✕✕✕ for major mistake that cannot be corrected.
5. Window template depth should be between 2 to 2 ½"after plastering.
6. Lentil level should be 7'3"from SFL & 7'from FFL. (Tolerance 1"). Lentil should be as per standard design.
7. Lofts should be at a height of 7'to 7'3" from FFL. Kitchen plat form thickness should be 2", SFL to bottom 31".. (Tolerance 1")
8. Slopes of lofts and kitchen platforms to be checked by using 12"spirit level and check height from floor from 2 or 3 points.
9. Thickness of platforms & lofts should be between 2 & 2.5".
10. Provide single layer table brick at bottom of each door frame without threshold.
11. Check Z angle template size (Z angle for bathroom ventilators not required in new projects).
12. Window opening must be checked with MS square pipe templates of 2 sizes for inner and outer openings.
13. Z angle template must be 1" from brick wall surface from the inner side.

6	~~Toilet~~ 3	—	—	—	—	—	—	—	—	—	—	—	—	—
7	~~Drawing~~ Drawing	✓	✓	✓	✓	✓	✓	—	—	—	—	—	—	—
8	Dining	—	—	—	—	—	—	—	—	—	—	—	—	—
9	~~Lobby~~ 1	—	—	—	—	—	—	—	—	—	—	—	—	—
10	~~Utility~~ / balcony 1	—	—	—	—	—	—	—	—	—	—	—	—	—
11	~~Utility / balcony~~ 2	—	—	—	—	—	—	—	—	—	—	—	—	—
12	~~Utility / balcony~~ 3	—	—	—	—	—	—	—	—	—	—	—	—	—
13	Kitchen	—	—	—	—	—	—	✓	✓	✓	✓			—
14	Other													
15	Other													

Remarks:

NOTE :- 1) As per customer request, The duct was not casted in kitchen room.

GULMOHAR RESIDENCY

Sy. No. 19, Mallapur Village, Uppal, Hyderabad.
Owned & Developed by: M/s. Modi Realty Mallapur LLP.
Head office; 5-4-187/3&4 M G Road Secunderabad.

Details of Additions & Alterations

Flat No	407	Block no.	' G '
Flat Area	1360 sft	Type	Deluxe / Luxury
Buyer Name	S.K Jishan Ali		
Phone No.	+8074492727 +9550806745	Email	SKJISHANALI@GMAIL.COM

I hereby confirm that I have given the details of the minor additions and alterations that are required in the above referred flat in the pages attached herein. Please complete the changes suggested by me. I agree to pay the charges, if any, for the additions and alterations that I have asked you to make, as per the rates suggested by you. I shall deliver all the materials that are required to be provided by me at the site on or before _____. In case I fail to deliver these items to the site by the specified date, you may complete the works in the flat as per the standard items provided by you.

Buyers sign	Sk Jishan Ali 28/08/2021	Engg. Sign	
Date:	28/8/21	Date	28/8/21

Note:

1. Colour shades of paints may vary from batch to batch & company to company. The Builder will not take responsibility of quality of work for dark shades especially green & blue.
2. Shade / colour of natural material like marble and granite can't be guaranteed and may vary from lot to lot. Cracks like appearance in marble is a natural feature and Builder shall not be responsible for repairs or replacement.
3. Availability of bathroom or flooring tiles of the same type /colour/make can not be guaranteed and closest possible type/colour/make may be used in its place.
4. No further change shall be permitted from this day.
5. Please sign on all pages.

Buyers sign: Engg. Sign: Date: 28/8/21

Choice of colours:

1. Walls color same as Model flats

2. 15 Amp Point for Oven.

hanges in flooring:

1. 2'x2' - Vitrified flooring in all rooms including kitchen. (Balcony also) Q

Changes in electrical points: (mark on plan)

(2) 4 Wall light Points in all Bedroom.

hoice of Bathroom tiles, CP fittings & Sanitary ware:

(1) Indian w.c in Common Toilet.
(2) C.T - Luna
M.T - Ultra.

her Changes:

(1) false ceiling same as A-207

(2) Plumbing lines to be on above loft in ~~to~~ utility.

Sk Ishan Ali
28/08/2021

Buyers sign: Engg. Sign: Date:



Description	Direction	Owners & Developers :	Date :	25.09.2020	Promoted by
WORKING PLAN-1360 Sft -A1 TYPE	N	Modi Reality Mallapur LLP	Prepared By :	Jayapradha	Modi Properties Pvt Ltd
		Project Name & Phase :	Approved By :	Soham Modi	
		Gulmohar Residency	Scale :	N.T.S	Phone:+91-40-66335551

Soham Modi
28/08/2021

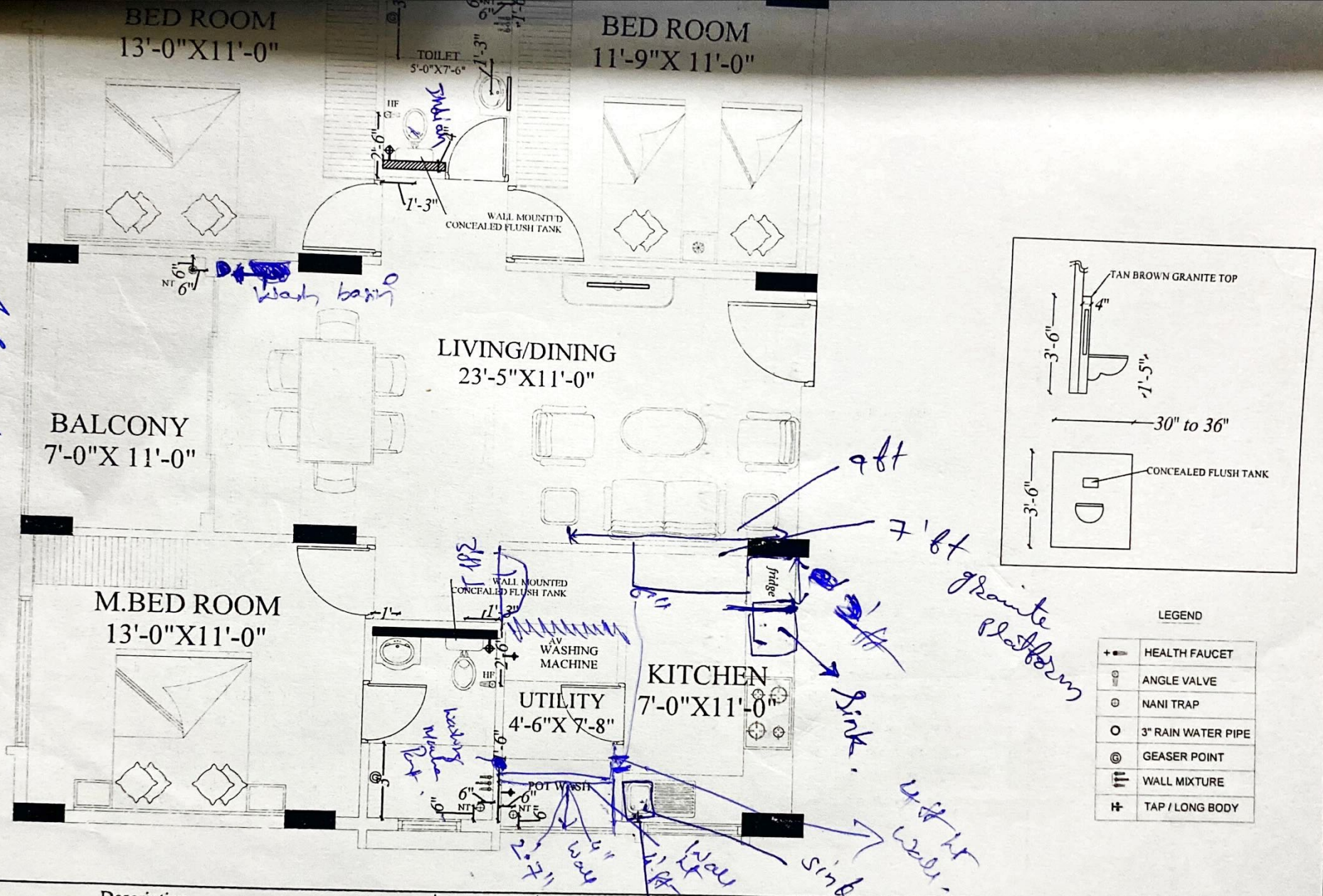

Description	Direction	Owners & Developers :	Date :	16.09.20	Promoted by
PLUMBING PLAN-1360 Sft (A1-TYPE)	N	Modi Reality Mallapur LLP	Prepared By :	Jayapradha	Modi Properties Pvt Ltd
		Project Name & Phase :	Approved By :	Soham Modi	
		Gulmohar Residency	Scale :	N.T.S	Phone:+91-40-66335551

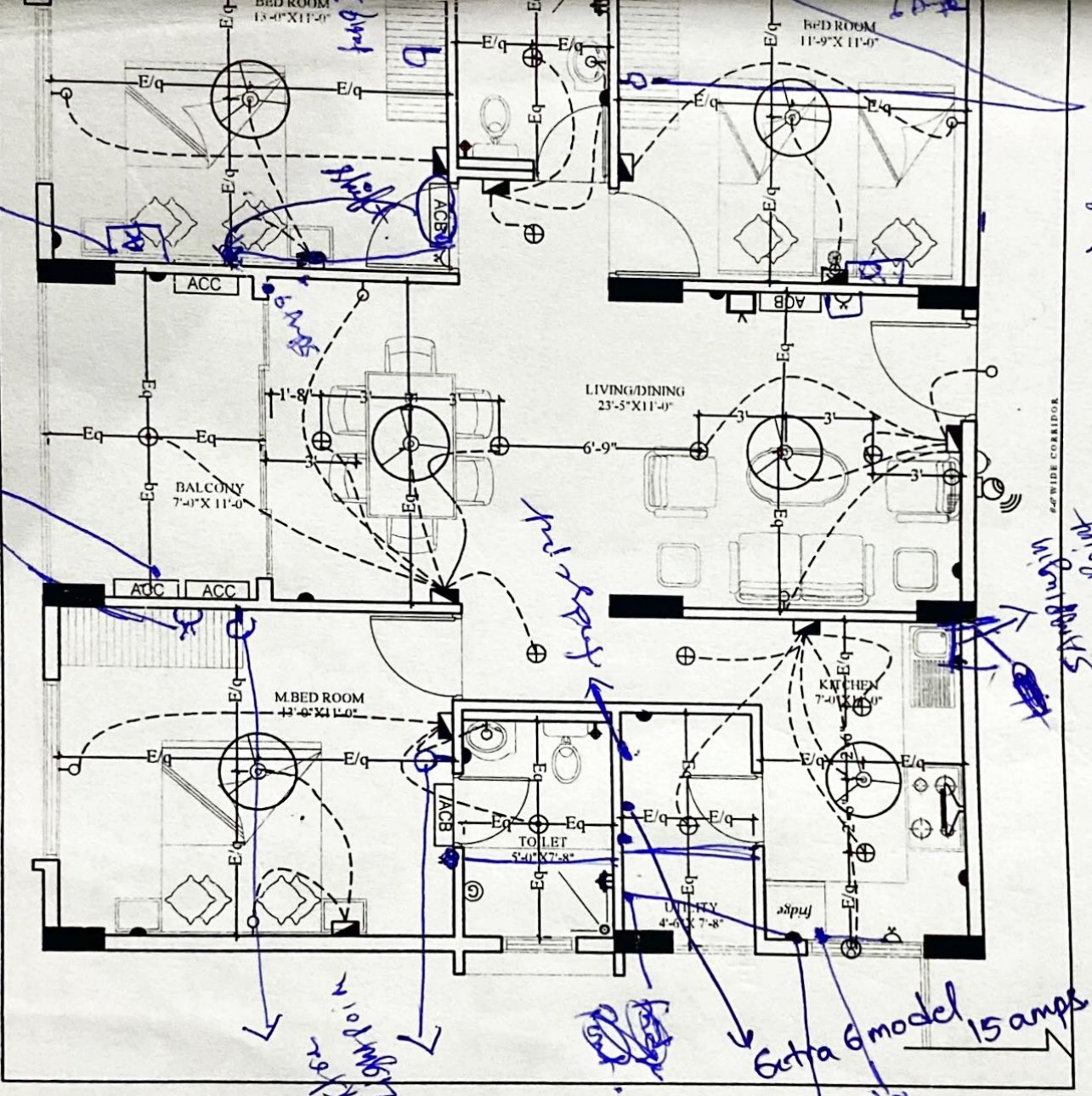

LEGEND:-

S.NO	ITEM	SYMBOL	HEIGHTS from FFL
1.	Distribution Board & Change over		7' TO 7'6"
2.	Switch board		4' OR 4'6"
3.	Wall point/Bracket light		7'3" TO 7'6"
4.	5 amps plug point		2'
5.	Ceiling fan		-
6.	Geyser point-15A	G	6'6" OR 7'6"
7.	Exhaust fan		7'3"
8.	15 amps plug point		2' OR 3'6" OR 7'6"
9.	Television point		3'
10.	Telephone point		2'
11.	Calling Bell		4'6"
12.	Bell Push		6'
13.	Ceiling light		-
14.	Wifi Camera		7'6"
15.	AC Compressor	ACC	7' TO 7'6"
16.	AC Blower	ACB	7' TO 7'6"
17.	Switch board with 5A socket		4' TO 4'6"

Note :- Switch boards next to bed side must be @ 3'6" from center of bed.

Description	Direction	Owners & Developers :	Date :	21.09.2020	Promoted by
LECTRICAL PLAN -1360 sft FLATS-A1 TYPE	N	Modi Reality Mallapur LLP	Prepared By :	Jayapradha	Modi Properties Pvt Ltd
		Project Name & Phase :	Approved By :	Soham Modi	
		Gulmohar Residency	Scale :	N.T.S	Phone: +91-40-66335551