




GST Computation – Approval Form

④

Company/firm name		Modi Realty Miryalaguda LLP			
From date	01.06.2019	To date	30.06.2019		
Item	Total taxable value	IGST	CGST	SGST	
A. ITC available from previous periods	0.00	2,78,757.00	34,54,506.00	34,54,506.00	
B. ITC for the current period	47,15,264.50	0.00	3,56,971.40	3,56,971.40	
C. Total ITC	41,53,799.13	2,78,757.00	38,11,477.40	38,11,477.40	
D. Outward taxable supplies	14,50,000.00	0.00	1,30,500.00	1,30,500.00	
E. Outward supplies – nil rated /exempted	0.00	0.00	0.00	0.00	
F. Inward Suppliers Exempted	1,09,117.00	0.00	0.00	0.00	
G. Net tax payable (D – C)	0.00	(2,78,757.00)	(36,80,977.40)	(36,80,977.40)	
Remarks:					
Details of amount paid :			Amount paid		
Challan no			Challan date		
Approved	Accountant	Sreenivas Sarma		MD	
Sign					
Date	09/07/19				

- Notes:
1. Attach relevant statements, copies of ledgers and other documents to this form.
 2. This form must be submitted on the Friday preceding the 15th of each month.
 3. Payment must be made on or before time.
 4. Account for the payment in Fridays statement.
 5. Wherever possible make payments through YES Bank.

Modi Realty (Miryalaguda) LLP
3-4-187/3&4,
Ranigunj
Secunderabad

GST Computation
1-Jun-2019 to 30-Jun-2019

Page 1

GSTIN/UIN : 36ABCFM6774G2ZZ

1-Jun-2019 to 30-Jun-2019

Returns Summary

Total number of vouchers for the period		355
Included in returns		166
<i>Participating in return tables</i>	166	
<i>No direct implication in return tables</i>	0	
Not relevant for returns		189
Incomplete/Mismatch in information (to be resolved)		0

Particulars	Taxable Value	Integrated Tax Amount	Central Tax Amount	State Tax Amount	Cess Amount	Total Tax Amount
Outward Supplies						
Local Sales	14,50,000.00		1,30,500.00	1,30,500.00		2,61,000.00
Taxable	14,50,000.00		1,30,500.00	1,30,500.00		2,61,000.00
Sales Taxable	14,50,000.00		1,30,500.00	1,30,500.00		2,61,000.00
<i>Sales Taxable @ 18%</i>	<i>14,50,000.00</i>		<i>1,30,500.00</i>	<i>1,30,500.00</i>		<i>2,61,000.00</i>
Total Outward Supplies	14,50,000.00		1,30,500.00	1,30,500.00		2,61,000.00
Total Liability	14,50,000.00		1,30,500.00	1,30,500.00		2,61,000.00

Inward Supplies

Local Purchase	47,04,180.50		2,89,906.66	2,89,906.66		5,79,813.32
Taxable	32,34,586.90		2,89,906.66	2,89,906.66		5,79,813.32
Purchase Taxable	32,34,586.90		2,89,906.66	2,89,906.66		5,79,813.32
<i>Purchase Taxable @ 5%</i>	<i>4,160.00</i>		<i>104.01</i>	<i>104.01</i>		<i>208.02</i>
<i>Purchase Taxable @ 12%</i>	<i>35,435.50</i>		<i>2,126.13</i>	<i>2,126.13</i>		<i>4,252.26</i>
<i>Purchase Taxable @ 18%</i>	<i>31,92,445.40</i>		<i>2,87,320.08</i>	<i>2,87,320.08</i>		<i>5,74,640.16</i>
<i>Purchase Taxable @ 28%</i>	<i>2,546.00</i>		<i>356.44</i>	<i>356.44</i>		<i>712.88</i>
Exempted	14,69,593.60					
Purchase Exempt	3,90,607.00					
Purchase From Composition Dealer	1,20,978.00					
Purchase From Unregistered Dealer - Exempt	6,000.00					
Purchase From Unregistered Dealer - Nil Rated	42,237.00					
Purchase From Unregistered Dealer - Taxable	9,09,771.60					
Reverse Charge Supplies	49,989.00		2,999.34	2,999.34		5,998.68
Purchase From Unregistered Dealer - Taxable	49,989.00		2,999.34	2,999.34		5,998.68
Total Inward Supplies	47,54,169.50		2,92,906.00	2,92,906.00		5,85,812.00
Total Input Tax Credit	47,04,180.50		2,89,906.66	2,89,906.66		5,79,813.32

→ ITC to be shown in GST-3B

Modi Realty (Miryalaguda) LLP
3-4-187/3&4,
Ranigunj
Secunderabad

GST Computation
1-Jun-2019 to 30-Jun-2019

Page 1
1-Jun-2019 to 30-Jun-2019

GSTR-3B

Returns Summary

Total number of vouchers for the period		355
Included in returns		164
Participating in return tables	164	
No direct implication in return tables	0	
Not relevant for returns		191
Incomplete/Mismatch in information (to be resolved)		0

Particulars	Taxable Value	Integrated Tax Amount	Central Tax Amount	State Tax Amount	Cess Amount	Total Tax Amount
Outward Supplies						
Local Sales	14,50,000.00		1,30,500.00	1,30,500.00		2,61,000.00
Taxable	14,50,000.00		1,30,500.00	1,30,500.00		2,61,000.00
Sales Taxable	14,50,000.00		1,30,500.00	1,30,500.00		2,61,000.00
Sales Taxable @ 18%	14,50,000.00		1,30,500.00	1,30,500.00		2,61,000.00
Total Outward Supplies	14,50,000.00		1,30,500.00	1,30,500.00		2,61,000.00
Total Liability	14,50,000.00		1,30,500.00	1,30,500.00		2,61,000.00
Inward Supplies						
Local Purchase	36,00,037.90		2,90,057.78	2,90,057.78		5,80,115.56
Taxable	32,34,586.90		2,90,057.78	2,90,057.78		5,80,115.56
Purchase Taxable	32,34,586.90		2,90,057.78	2,90,057.78		5,80,115.56
Purchase Taxable @ 5%	1,835.00		45.88	45.88		91.76
Purchase Taxable @ 12%	35,435.50		2,126.13	2,126.13		4,252.26
Purchase Taxable @ 18%	31,94,770.40		2,87,529.33	2,87,529.33		5,75,058.66
Purchase Taxable @ 28%	2,546.00		356.44	356.44		712.88
Exempted	3,65,451.00					
Purchase Exempt	1,09,117.00					
Purchase From Composition Dealer	1,20,978.00					
Purchase From Unregistered Dealer - Exempt	6,000.00					
Purchase From Unregistered Dealer - Taxable	1,29,356.00					
Reverse Charge Supplies	11,15,226.60		66,913.62	66,913.62		1,33,827.24
Purchase From Unregistered Dealer - Taxable	11,15,226.60		66,913.62	66,913.62		1,33,827.24
Total Inward Supplies	47,15,264.50		3,56,971.40	3,56,971.40		7,13,942.80
Total Input Tax Credit	36,00,037.90		2,90,057.78	2,90,057.78		5,80,115.56

Wrong ITC
shown in
GST-3B

Modi Realty (Miryalaguda) LLP3-4-187/3&4,
Ranigunj
Secunderabad**Profit & Loss A/c**

1-Jun-2019 to 30-Jun-2019

Particulars	1-Jun-2019 to 30-Jun-2019	Particulars	1-Jun-2019 to 30-Jun-2019
Purchase Accounts	38,95,854.89	Sales Accounts	14,50,000.00
Allowance for Const Equipment	3,46,170.60	Installation 2019 -2020	14,50,000.00
Building Material	23,15,763.29		
Labour Allowances-Reg	7,96,882.00	Gross Loss c/o	24,45,854.89
Purchase - Exempted	2,89,842.60		
Purchase - Un-Registered	1,24,046.40		
House Keeping Charges	23,150.00		
Direct Expenses	38,95,854.89		38,95,854.89
		Gross Loss b/f	24,45,854.89
		Indirect Incomes	
		8,84,210.61	33,30,065.50
Indirect Expenses		Nett Loss	
Administration Exp	3,99,147.00		
Advertisement	46,400.00		
Computer & Pheripherals	655.00		
Consultancy Charges	8,565.00		
Office Expenses	6,150.00		
Printing & Stationery	4,150.50		
Admin & Marketing Service Charges	33,348.11		
Advertisement 12%	30,450.00		
Advertisement Expenses-URD	22,100.00		
Car Hire Charges 18%	73,638.00		
Computer Pheripherals	850.00		
Conveyance	2,400.00		
Creche Teacher Fees	4,000.00		
Electrical Meters Expenses	2,790.00		
Electricity Charges-3201450949	63,927.00		
Gardening Charges	10,684.00		
Hoarding Rent	37,227.00		
Legal Expenses	1,200.00		
Medical Claim Reimbursement Exp	16,364.00		
Miscell Exp Exempt	100.00		
Mobile Allowance to Staff	3,591.00		
Printing & Stationery- URD	1,150.00		
Security Charges-URD	54,611.00		
Staff Welfare	695.00		
Staff Welfare Exempt	12,203.00		
Telephone / Internet Charges Ex	1,599.00		
Tour/Travelling Expenses-Urd	11,802.00		
Transportation Charges 18%	6,000.00		
Transportation Expenses-URD	12,500.00		
Vehicle Repairs&Maintenanceof 2wheeler	1,088.00		
Water Tanker Charges-URD	13,600.00		
Xerox Charges	1,226.00		
Total	33,30,065.50	Total	33,30,065.50

Modi Realty (Miryalaguda) LLP

3-4-187/3&4,

Ranigunj

Secunderabad

Voucher Register

1-Jun-2019 to 30-Jun-2019

Page 1

1-Jun-2019 to 30-Jun-2019

Vouchers of : **Purchase Taxable**

Date	Particulars	GSTIN/UIN	Vch Type	Vch No.	Invoice No.	Invoice Date	Taxable Value	Eligible Integrated Tax Amount	Eligible Central Tax Amount	Eligible State Tax Amount	Eligible Cess Amount	Total Eligible Tax Amount
6-6-2019	Sri Bhavani Ads		Purchase	105	42	2-May-2019	12,000.00		1,080.00	1,080.00		2,160.00
6-6-2019	Uni Ads Limited	36AAACU2715M2Z7	Purchase	106	109	03-May-2019	18,000.00		1,620.00	1,620.00		3,240.00
6-6-2019	Summit Logistics		Purchase	107	75	1-Jun-2019	73,638.00		6,627.42	6,627.42		13,254.84
6-6-2019	Modi Properties Pvt Ltd -Admin Exp		Purchase	108	41	31-May-2019	50,000.00		4,500.00	4,500.00		9,000.00
6-6-2019	Reflections Electricals Pvt Ltd	36AADCR2047Q1ZZ	Purchase	109	34	23-May-2019	2,542.36		228.81	228.81		457.62
6-6-2019	Praful Sanitary		Purchase	110	184	23-May-2019	3,080.00		277.20	277.20		554.40
6-6-2019	Summit Sales LLP		Purchase	111	6204	24-May-2019	4,125.00		272.55	272.55		545.10
6-6-2019	Summit Sales LLP		Purchase	112	6205	24-May-2019	6,124.00		459.79	459.79		919.58
6-6-2019	Summit Sales LLP		Purchase	114	6196	24-May-2019	780.00		70.20	70.20		140.40
6-6-2019	Summit Sales LLP		Purchase	115	6294	31-May-2019	4,025.00		362.25	362.25		724.50
6-6-2019	Summit Sales LLP		Purchase	116	6197	24-May-2019	25.50		1.53	1.53		3.06
6-6-2019	Summit Sales LLP		Purchase	117	6161	22-May-2019	51,810.15		4,662.91	4,662.91		9,325.82
6-6-2019	Summit Sales LLP		Purchase	118	6162	22-May-2019	1,85,036.25		16,653.26	16,653.26		33,306.52
6-6-2019	Summit Sales LLP		Purchase	119	6160	22-May-2019	11,963.96		1,076.76	1,076.76		2,153.52
6-6-2019	Summit Sales LLP		Purchase	120	6085	17-May-2019	42,653.00		3,838.77	3,838.77		7,677.54
6-6-2019	Summit Sales LLP		Purchase	121	6291	31-May-2019	1,23,039.00		11,073.51	11,073.51		22,147.02
6-6-2019	Summit Sales LLP		Purchase	122	6292	31-May-2019	37,780.00		3,400.20	3,400.20		6,800.40
6-6-2019	Summit Sales LLP		Purchase	123	6293	3-Jun-2019	5,390.00		485.10	485.10		970.20
6-6-2019	Summit Sales LLP		Purchase	124	6087	17-May-2019	14,000.00		1,260.00	1,260.00		2,520.00
6-6-2019	Summit Sales LLP		Purchase	125	6198	24-May-2019	13,010.00		1,170.90	1,170.90		2,341.80
6-6-2019	Summit Sales LLP		Purchase	126	6163	22-May-2019	94,140.00		8,472.60	8,472.60		16,945.20
6-6-2019	Praful Sanitary		Purchase	127	156	17-May-2019	35,295.58		3,176.60	3,176.60		6,353.20
6-6-2019	Rama Enterprises		Purchase	128	177	13-May-2019	3,72,156.56		33,494.09	33,494.09		66,988.18
6-6-2019	Praful Sanitary		Purchase	129	157	17-May-2019	65,045.43		5,854.09	5,854.09		11,708.18
6-6-2019	Praful Sanitary		Purchase	130	195	24-May-2019	5,675.78		330.82	330.82		661.64
7-6-2019	Summit Logistics		Purchase	133	93	7-Jun-2019	3,000.00		270.00	270.00		540.00
7-6-2019	Ashok Constructions Construction A/C		Purchase	141	11	12-May-2019	1,93,750.00		17,437.50	17,437.50		34,875.00
7-6-2019	Ashok Constructions Construction A/C		Purchase	142	12	12-May-2019	1,93,750.00		17,437.50	17,437.50		34,875.00
13-6-2019	Summit Sales LLP		Purchase	148	6129	21-May-2019	44,696.13		4,022.65	4,022.65		8,045.30
13-6-2019	Summit Sales LLP		Purchase	149	6069	16-May-2019	45,225.70		4,070.31	4,070.31		8,140.62
13-6-2019	Summit Sales LLP		Purchase	150	5958	10-May-2019	8,840.32		795.63	795.63		1,591.26
13-6-2019	Praful Sanitary		Purchase	151	226	1-Jun-2019	5,657.00		509.13	509.13		1,018.26
13-6-2019	Rama Enterprises		Purchase	152	240	30-May-2019	3,13,992.32		28,259.31	28,259.31		56,518.62
13-6-2019	Shubham Enterprises	36AMRPG2711M1ZT	Purchase	153	872	7-Jun-2019	2,325.00		209.25	209.25		418.50
13-6-2019	Shubham Enterprises	36AMRPG2711M1ZT	Purchase	154	871	7-Jun-2019	15,900.00		1,431.00	1,431.00		2,862.00
13-6-2019	Elegant Enterprises		Purchase	155	103	7-Jun-2019	8,820.00		793.80	793.80		1,587.60
13-6-2019	Jinkrupa Agency	36AEMPM4587N1ZL	Purchase	156	1367	7-Jun-2019	4,800.00		432.00	432.00		864.00
13-6-2019	Premier Engineering Corporation	36AACFP6807A1ZL	Purchase	157	339	7-Jun-2019	13,650.00		1,228.50	1,228.50		2,457.00
13-6-2019	Summit Sales LLP		Purchase	158	5851	4-May-2019	4,187.52		376.88	376.88		753.76
13-6-2019	Praful Sanitary		Purchase	159	225	1-Jun-2019	4,439.25		399.53	399.53		799.06
13-6-2019	Praful Sanitary		Purchase	160	196	24-May-2019	85,108.65		7,659.78	7,659.78		15,319.56
14-6-2019	Summit Sales LLP (Common Exp)		Purchase	161	16	1-Jun-2019	16,364.00		1,472.76	1,472.76		2,945.52
19-6-2019	Summit Sales LLP (Common Exp)		Purchase	162	49	18-Jun-2019	27,348.11		2,461.33	2,461.33		4,922.66
22-6-2019	Praful Sanitary		Purchase	165	257	13-Jun-2019	1,260.00		113.40	113.40		226.80
22-6-2019	Vivid World		Purchase	166	1230	10-Jun-2019	655.00		58.95	58.95		117.90
22-6-2019	Elegant Enterprises		Purchase	167	109	10-Jun-2019	5,032.00		452.88	452.88		905.76
22-6-2019	Summit Sales LLP		Purchase	168	6343	7-Jun-2019	5,341.00		607.99	607.99		1,215.98
24-6-2019	Summit Sales LLP		Purchase	169	6301	1-Jun-2019	45,725.55		4,115.30	4,115.30		8,230.60
24-6-2019	Summit Sales LLP		Purchase	170	6344	7-Jun-2019	24,240.00		2,181.60	2,181.60		4,363.20
24-6-2019	Summit Sales LLP		Purchase	171	6425	14-Jun-2019	9,120.00		820.80	820.80		1,641.60
24-6-2019	Summit Sales LLP		Purchase	172	6428	14-Jun-2019	2,466.00		221.94	221.94		443.88
24-6-2019	Summit Sales LLP		Purchase	173	6429	14-Jun-2019	3,147.50		283.28	283.28		566.56
24-6-2019	Summit Sales LLP		Purchase	174	6430	14-Jun-2019	20,820.00		1,873.80	1,873.80		3,747.60
24-6-2019	Summit Sales LLP		Purchase	175	6431	14-Jun-2019	32,365.00		2,912.85	2,912.85		5,825.70
24-6-2019	Summit Sales LLP		Purchase	176	6436	14-Jun-2019	39,130.00		3,521.70	3,521.70		7,043.40
24-6-2019	Summit Sales LLP		Purchase	177	6437	14-Jun-2019	28,195.00		2,537.55	2,537.55		5,075.10
24-6-2019	Summit Sales LLP		Purchase	178	6438	14-Jun-2019	3,942.00		354.78	354.78		709.56
24-6-2019	Summit Sales LLP		Purchase	179	6439	14-Jun-2019	1,72,434.00		15,519.06	15,519.06		31,038.12
24-6-2019	Summit Sales LLP		Purchase	180	6440	14-Jun-2019	24,765.28		2,228.88	2,228.88		4,457.76
27-6-2019	Sri Bhavani Digitals		Purchase	184	20	4-Jun-2019	8,925.00		535.50	535.50		1,071.00
27-6-2019	Sri Bhavani Digitals		Purchase	185	37	25-Jun-2019	21,525.00		1,291.50	1,291.50		2,583.00

continued ...

Modi Realty (Miryalaguda) LLP
3-4-187/3&4,
Ranigunj
Secunderabad

Voucher Register
1-Jun-2019 to 30-Jun-2019

Page 2

Vouchers of : **Purchase Taxable**


1-Jun-2019 to 30-Jun-2019

Date	Particulars	GSTIN/UIN	Vch Type	Vch No.	Invoice No.	Invoice Date	Taxable Value	Eligible Integra- ted Tax Amount	Eligible Central Tax Amount	Eligible State Tax Amount	Eligible Cess Amount	Total Eligib- le Tax Amount
27-6-2019	Sri Bhavani Ads		Purchase	186	84	25-Jun-2019	5,000.00		450.00	450.00		900.00
27-6-2019	Ashok Constructions Construction A/C		Purchase	187	20	22-Jun-2019	4,06,835.00		36,615.15	36,615.15		73,230.30
27-6-2019	K. Srinu on A/c		Purchase	188	2	25-Jun-2019	96,999.00		8,729.90	8,729.90		17,459.80
30-6-2019	Modi Properties Pvt Ltd -Admin Exp		Purchase	189	72	30-Jun-2019	50,000.00		4,500.00	4,500.00		9,000.00
30-6-2019	Summit Logistics		Purchase	190	106	29-Jun-2019	3,000.00		270.00	270.00		540.00
30-6-2019	Sri Saibaba Engineering and Eletricals		Purchase	193	1713	10-Jun-2019	1,275.00		114.75	114.75		229.50
30-6-2019	Ushodaya Enterprises Pvt Ltd		Purchase	194	101004107685	27-Jun-2019	1,200.00		30.00	30.00		60.00
Grand Total							32,34,586.90		2,90,057.78	2,90,057.78		5,80,115.56

Modi Realty Miryabaguda LLP
GST Calculation from July '17 to June '19
 Prepared By: Swathi.K

S No.	Flat No.	Customer Name	Sale consideration	Sale Deed Value	Agreement of Construction Value	On completion	Bills to be raised & stages value	Each stage GST bill value	Plinth Month	Plinth Bill Amount	RCC Month	RCC Bill Amount	Plastering Month	Plastering Bill Amount	Flooring Bill Month	Flooring Bill Value	Total Milestone As on May'19	Total Bills Raised as on May'19	Balance Bills to be raised	CGST 9%	SGST 9%
1	6	Chilkoti Gopinath	45,00,000	22,50,000	22,50,000	2,00,000	20,50,000	5,12,500	01-08-2017	5,12,500	01-01-2018	5,12,500	01-04-2018	5,12,500	5,12,500	5,12,500	15,37,500	15,37,500			
2	16	Elamsetti Varabalu	59,44,000	29,72,000	29,72,000	2,00,000	27,72,000	6,93,000	01-04-2019	6,93,000	01-04-2019	6,93,000	01-04-2019	6,93,000	6,93,000	6,93,000	13,86,000	13,86,000			
3	21	P Vijay Kumar	36,00,000	18,00,000	18,00,000	2,00,000	16,00,000	4,00,000	01-10-2017	4,00,000	01-01-2018	4,00,000	01-05-2018	4,00,000	4,00,000	4,00,000	12,00,000	12,00,000			
4	22	Mr. Ram Kumar Kunchakuri	36,00,000	18,00,000	18,00,000	2,00,000	16,00,000	4,00,000	01-11-2017	4,00,000	01-01-2018	4,00,000	01-05-2018	4,00,000	4,00,000	4,00,000	12,00,000	12,00,000			
5	29	Netala Chaitanya	42,00,000	21,00,000	21,00,000	2,00,000	19,00,000	4,75,000	01-02-2019	4,75,000	01-02-2019	4,75,000	01-02-2019	4,75,000	4,75,000	4,75,000	9,50,000	9,50,000			
6	30	M Parameshwar	37,00,000	18,50,000	18,50,000	2,00,000	16,50,000	4,12,500	01-11-2017	4,12,500	01-03-2018	4,12,500	01-03-2019	4,12,500	4,12,500	4,12,500	12,37,500	12,37,500			
7	31	M S Rambabu	42,00,000	21,00,000	21,00,000	2,00,000	19,00,000	4,75,000	01-02-2019	4,75,000	01-03-2019	4,75,000	01-03-2019	4,75,000	4,75,000	4,75,000	9,50,000	9,50,000			
8	32	Boora Srinivasa Ramanujan	53,25,000	26,62,500	26,62,500	2,00,000	24,62,500	6,15,625	01-12-2017	6,15,625	01-02-2018	6,15,625	01-06-2018	6,15,625	6,15,625	6,15,625	18,46,875	18,46,875	4,81,250	48,313	48,313
9	33	Sri Priya	42,50,000	21,25,000	21,25,000	2,00,000	19,25,000	4,81,250	01-06-2019	4,81,250							4,81,250	4,81,250	4,81,250	48,313	48,313
10	34	Narendra tangella	37,50,000	18,75,000	18,75,000	2,00,000	16,75,000	4,18,750	01-06-2019	4,18,750							4,18,750	4,18,750			
11	35	Vasantha Kumari	37,00,000	18,50,000	18,50,000	2,00,000	16,50,000	4,12,500	01-10-2017	4,12,500	01-01-2018	4,12,500	01-09-2018	4,12,500	4,12,500	4,12,500	12,37,500	12,37,500			
12	37	V Rama Koti Reddy	37,00,000	18,50,000	18,50,000	2,00,000	16,50,000	4,12,500	01-11-2017	4,12,500	01-01-2018	4,12,500	31-12-2018	4,12,500	4,12,500	4,12,500	12,37,500	12,37,500			
13	38	Kandimalla Shekhar Reddy	40,00,000	20,00,000	20,00,000	2,00,000	18,00,000	4,50,000	01-02-2019	4,50,000	01-04-2019	4,50,000		4,50,000	4,50,000	4,50,000	9,00,000	9,00,000			
14	39	Miryala Nagani	37,50,000	18,75,000	18,75,000	2,00,000	16,75,000	4,18,750	01-02-2019	4,18,750	01-04-2019	4,18,750		4,18,750	4,18,750	4,18,750	8,37,500	8,37,500			
15	40	Neerudu Manjivani	59,44,000	29,72,000	29,72,000	2,00,000	27,72,000	6,93,000									13,47,750	13,47,750			
16	41	Paduru vinay	39,94,000	19,97,000	19,97,000	2,00,000	17,97,000	4,49,250	01-06-2018	4,49,250	01-10-2018	4,49,250	01-02-2019	4,49,250	4,49,250	4,49,250	13,47,750	13,47,750			
17	42	G. Sumitha	59,04,000	29,52,000	29,52,000	2,00,000	27,52,000	6,88,000									12,00,000	12,00,000			
18	48	G. Sanjeeva	36,00,000	18,00,000	18,00,000	2,00,000	16,00,000	4,00,000	01-10-2017	4,00,000	01-03-2018	4,00,000	01-07-2018	4,00,000	4,00,000	4,00,000	12,00,000	12,00,000			
19	55	Indrakanthi Rjesh Kiran	58,00,000	29,00,000	29,00,000	2,00,000	27,00,000	6,75,000									12,00,000	12,00,000			
20	56	K. Ramaa	42,00,000	21,00,000	21,00,000	2,00,000	19,00,000	4,75,000									12,00,000	12,00,000			
21	57	Kurakubi Gopinath	57,00,000	28,50,000	28,50,000	2,00,000	26,50,000	6,62,500	01-12-2017	6,62,500	01-03-2018	6,62,500	01-02-2019	6,62,500	6,62,500	6,62,500	19,87,500	19,87,500			
22	59	Raydurg Vamsi Krishna	55,00,000	27,50,000	27,50,000	2,00,000	25,50,000	6,37,500									12,37,500	12,37,500			
23		K. Srinivas	43,00,000	21,50,000	21,50,000	2,00,000	19,50,000	4,87,500									12,37,500	12,37,500			
24		P Vijayakumari	37,00,000	18,50,000	18,50,000	2,00,000	16,50,000	4,12,500	01-10-2017	4,12,500	01-04-2018	4,12,500	01-11-2018	4,12,500	4,12,500	4,12,500	12,37,500	12,37,500			
25	63	P.Gurumurthy	39,16,000	19,58,000	19,58,000	2,00,000	17,58,000	4,39,500	01-12-2017	4,39,500	01-03-2018	4,39,500	01-03-2019	4,39,500	4,39,500	4,39,500	13,18,500	13,18,500			
26	64	Mrs. Yeddalla Durga Varu	39,16,000	19,58,000	19,58,000	2,00,000	17,58,000	4,39,500	01-10-2017	4,39,500	01-02-2018	4,39,500	01-03-2019	4,39,500	4,39,500	4,39,500	13,18,500	13,18,500			
27	65	Ambati Gini Prasad	54,16,000	27,08,000	27,08,000	2,00,000	25,08,000	6,27,000	01-07-2018	6,27,000	01-11-2018	6,27,000		6,27,000	6,27,000	6,27,000	12,54,000	12,54,000			
28	66	Mandhadi Sreepa	40,70,000	20,35,000	20,35,000	2,00,000	18,35,000	4,58,750	01-07-2018	4,58,750	31-12-2018	4,58,750		4,58,750	4,58,750	4,58,750	9,17,500	9,17,500			
29	70	Ch. Srihari	58,00,000	29,00,000	29,00,000	2,00,000	27,00,000	6,75,000									12,37,500	12,37,500			
30	74	Mr. K. Chenna Keshwar Rao	37,00,000	18,50,000	18,50,000	2,00,000	16,50,000	4,12,500	01-11-2017	4,12,500	01-04-2018	4,12,500	31-12-2018	4,12,500	4,12,500	4,12,500	12,37,500	12,37,500			
31	75	B V Lakshmi	32,72,500	16,36,250	16,36,250	2,00,000	14,36,250	3,59,063	01-06-2018	3,59,063	01-09-2018	3,59,063	01-03-2019	3,59,063	3,59,063	3,59,063	10,77,189	10,77,189			
32	76	Pratap Reddy	31,40,000	15,70,000	15,70,000	2,00,000	13,70,000	3,42,500	01-12-2017	3,42,500	01-04-2018	3,42,500	01-03-2019	3,42,500	3,42,500	3,42,500	10,27,500	10,27,500			
33	81	P. Anjaiah	59,44,000	29,72,000	29,72,000	2,00,000	27,72,000	6,93,000	01-04-2019	6,93,000							6,93,000	6,93,000			
34	82	P. Nageshwar Rao	58,00,000	29,00,000	29,00,000	2,00,000	27,00,000	6,75,000	01-04-2019	6,75,000							6,75,000	6,75,000			
35	87	S. Sharath Reddy	43,00,000	21,50,000	21,50,000	2,00,000	19,50,000	4,87,500	01-06-2019	4,87,500							4,87,500	4,87,500			
36	91	Y. Ramakrishna	35,64,000	17,82,000	17,82,000	2,00,000	15,82,000	3,95,500	01-04-2018	3,95,500	01-07-2018	3,95,500	01-05-2019	3,95,500	3,95,500	3,95,500	11,86,500	11,86,500	4,87,500	48,875	48,875
			15,76,99,500														3,16,98,314	3,02,48,314	14,50,000	1,30,500	1,30,500

NOTE :
 1 Villa no. 38 / 61 / 76 / 91 Sale Consideration values changed in March'19
 So... stage work bills value differs as per tally & excel
 Customers has shifted from duplex to simplex
 2 Villa no 16 stage I and II work completed in FY 2018 - 19
 Booking received in March'19. So GST taken in April'19
 3 Booking in March'19 GST taken in April'19

APPROVED BY

 03 JUL 2019
 SREENIVASA SRINIVASA V.V.
 ACCOUNTS MANAGER

Swathi
 03/07/19

Medi Realty (Miryalaguda) LLP

1-June-2019 to 30-June-2019

Sales Ledger

Date	Particulars	Vch No.	Amount	CGST	SGST	Total Bill
30.06.2019	A-33 ramakrishna	AGH007/18-19	4,81,250	43,312.50	43,312.50	5,67,875.00
30.06.2019	A - 87 S. Sharath Reddy	AGH008/18-19	4,87,500	43,875.00	43,875.00	5,75,250.00
30.06.2019	A- 34 Narendra Tangella	AGH009/18-19	4,81,250	43,312.50	43,312.50	5,67,875.00
			-			
	Total Sales Bill		14,50,000	1,30,500.00	1,30,500.00	17,11,000.00

Prepared By
Swathi
03/07/19

APPROVED BY
03 JUL 2019
SREENIVASA SAIKMA.V.V.
ACCOUNTS MANAGER

Modi Realty (Miryalaguda) LLP

3-4-187/3&4,
Ranigunj
Secunderabad

Sales Register

1-Jun-2019 to 30-Jun-2019

Date	Particulars	Vch Type	Vch No.	Debit Amount	Page 1 Credit Amount
29-6-2019	A33 Sri Priya & G. Suresh Kumar Installment 2019 -2020 CGST SGST	Sales	AGH007/19-20	5,67,875.00	4,81,250.00 43,312.50 43,312.50
29-6-2019	A-87 S. Sharath Reddy Installment 2019 -2020 CGST SGST	Sales	AGH008/19-20	5,75,250.00	4,87,500.00 43,875.00 43,875.00
29-6-2019	A-34 Narendra Tangella Installment 2019 -2020 CGST SGST	Sales	AGH009/19-20	5,67,875.00	4,81,250.00 43,312.50 43,312.50
Total:				17,11,000.00	

✓

APPROVED BY

03 JUL 2019


SREENIVASA SARMA.V.V.
ACCOUNTS MANAGER

Annexure - D - Circular no. 807(b)

Mile stone report for CR.

Name of contractor: Ashok Kumar
 Company name: AVR Gulmohar Homes
 Project name: AVR Gulmohar Homes
 Date: 28 Jun'19


Sl. No.	APL no.	Type (2, 3, 4BHK)	SBHA	Work start date	Completion of plinth	Completion of RCC	Completion of brickwork and plastering	Completion of stage I	Completion of stage II	Completion of stage III	Completion of stage IV	Date of physical inspection
1	1	2BHK	1,250	27 Apr 17	8 Aug 17	2 Jan 18	10 Apr 18	9 Aug 18	24 Nov 18	13 Mar 18	7 Sep 18	
2	2	2BHK	1,250	27 Apr 17	9 Feb 17	29 Dec 2017	10 Apr 18	17 May 19	1 Sep 18	7 Sep 18	11 Nov 18	
3	3	2BHK	1,250	27 Apr 17	16 Aug 17	29 Dec 2017	24 Apr 18					
4	4	2BHK	1,250	27 Apr 17	16 Aug 17	6 Jan 18	8 May 18					
5	5	2BHK	1,250	27 Apr 17	16 Aug 17	22 May 18	1 Apr 19					
6	6	3BHK	2,340	27 Apr 17	16 Aug 17	29 May 18	25 Apr 19					
7	7	3BHK	2,340	27 Apr 17	16 Aug 17	29 May 18	25 Apr 19					
8	8	3BHK	2,340	18 Nov 17	4 Jul 18	11 Dec 18						
9	9	2 BHK	1,250	16 Sep 17	11 Oct 17	6 Jan 18	15 May 18	6 Nov 18	27 Mar 19			
10	10	2BHK	1,250	18 Aug 18	29 Oct 18	3 Jan 19						
11	11	2BHK	1,250	19 Aug 18	24 Oct 18	20 Dec 18						
12	12	2BHK	1,250	30 Jul 18	10 Sep 18	13-11-2018						
13	13	2 BHK	1,250	4 Jul 18	10 Sep 18	1 Nov 18						
14	14	2 BHK	1,250	4 Jul 18	20 Nov 18	11 Jan 19						
15	15	2BHK	1,250	29 Aug 18								
16	16	3BHK	2,340	11 Jul 18	22 Nov 18	7 Feb 19						
17	17	2BHK	1,250	6 Aug 18	6 Dec 18	30 Jan 19						
18	18											
19	19											
20	20	2BHK	2BHK	27 Aug 18	5 Jan 19	11 Feb 19						
21	21	2 BHK	1,250	16 Sep 17	12 Oct 17	30 Jan 18	19 May 18	4 Dec 18	31 Mar 19			
22	22	2 BHK	1,250	30 May 17	20 Nov 17	30 Jan 18	26 May 18	18 Aug 18	7 Mar 19			
23	23	3BHK	2,340	23 Jul 18	8 Feb 19	25 Jun 19						
24	24	2BHK	2,340									
25	25	3BHK	2,340									
26	26	3BHK	2,265	25 May 19								
27	27	3BHK	2,340	5 Aug 18	24 Nov 18							
28	28	3BHK	2,340	7 Aug 18	27 Nov 18							


Certified by

 Admin Officer
 Modi Realty (Miryalaguda) LLP

Certified by

 Asst. Project Manager/Engineer
 Modi Realty (Miryalaguda) LLP


29	29	2BHK	1,250	25/Dec/18	3/Feb/19	28/Feb/19						
30	30	2 BHK	1,250	30/May/17	23/Nov/17	21/Mar/18	30/Nov/18	30/Jan/19	25/Apr/19			
31	31	2BHK	1,250	26/Dec/18	6/Feb/19	16/Mar/19						
32	32	4 BHK	2,340	28/Jul/17	19/Dec/17	23/Feb/18	13/Jun/18	6/Nov/19	18/06/2019			
33	33	2BHK	1,250	23/Apr/19	14/06/2019							
34	34	2 BHK	1,250	9/Jul/18	12/06/2019							
35	35	2 BHK	1,250	15/Sep/17	7/Oct/17	7/Jan/18	27/Sep/18	13/Nov/18				
36	36	3BHK	2,340	25/Aug/18								
37	37	2BHK	1,250	24/Jul/17	28/Nov/17	9/Jan/18	11/Dec/18					
38	38	4 BHK	2,340	7/Jan/19	25/Feb/19	9/Apr/19						
39	39	4BHK	2,340	7/Jan/19	23/Feb/19	30/Mar/19						
40	40	3BHK	2,340	20/Jul/18	14/Sep/18	10/Oct/18	18/06/2019					
41	41	3BHK	2,340	20/Jul/18	14/Sep/18	10/Oct/18	18/06/2019					
42	42	3BHK	2,340	20/Jul/18	14/Sep/18	10/Oct/18	18/06/2019					
43	43											
44	44	2BHK	1,250	29/May/19								
45	45											
46	46											
47	47	3BHK	2,340	28/Apr/19								
48	48	2 BHK	1,250	15/Sep/17	26/Oct/17	8/Mar/18	3/Jul/18	13/Nov/18	10/May/19			
49	49											
50	50	2BHK	1,250	4/Jun/19								
51	51	3BHK	2,340									
52	52	3BHK		26/Jun/19								
53	53	2BHK	1,250	29/May/19								
54	54											
55	55	4BHK	2,430	21/Jul/18								
56	56	2 BHK	1,250	21/Jul/18	3/Jan/19							
57	57	2 BHK	1,250	16/Oct/17	9/Dec/17	24/Mar/18	19/Feb/19					
58	58	2 BHK	1,250	18/Jul/18	22/Aug/18							
59	59	2BHK	1,250	16/May/19								
60	60	2BHK	1,250	21/Jul/18	21/Aug/18							
61	61	2 BHK	1,250	15/Sep/17	14/Oct/17	17/Apr/18	29/Sep/18	22/Nov/18	22/May/19			
62	62	2 BHK	1,250	24/Jul/17	23/Dec/17	19/Mar/18	15/Nov/18	30/Jan/19				
63	63	2 BHK	1,250	8/Nov/17	25/Dec/17	6/Mar/18	15/Nov/18	19/Feb/19				
64	64	2 BHK	1,250	15/Sep/17	14/Oct/17	23/Feb/18	15/Nov/18	19/Feb/19	18/06/2019			
65	65	3BHK	2,340	15/Jun/18	21/Jul/18	13/Nov/18						
66	66	3BHK	2,340	7/Jun/18	7/Jul/18	5/Dec/18						
67	67	3BHK	2,340	16/Jun/18	25/Jul/18							

Certified by

Admin Officer
Modi Realty (Miryalaguda) LLP

Certified by

Asst. Project Manager/Engineer
Modi Realty (Miryalaguda) LLP

68	68	2BHK	1,250	23 Dec/18	19 Jan/19						
69	69	3BHK	2,340	14 Jun/18	26 Jul/18						
70	70	3BHK	2,340	14 Jun/18	28 Jul/18						
71	71	2 BHK	1,250	31 Jul/17	9 Jul/18	5 Sep/18					
72	72	2BHK	1,250	2 Jul/18	15-11-2018						
73	73	2 BHK	1,250	5 Jul/18	4 Aug/18	10 Oct/18	22 May/19				
74	74	2 BHK	1,250	15 Sep/17	14 Nov/17	3 Apr/18	21 Dec/18	24 May/19			
75	75	2 BHK	1,250	18 May/18	20 Jun/18	19 Sep/18	11 Jun/19				
76	76	2 BHK	1,250	8 Nov/17	19 Dec/17	3 Apr/18	2 Mar/19	25 Apr/19			
77	77	2BHK	1,250	30 Nov/17	31 Mar/18	16 May/18	30 Nov/18	25 Apr/19			
78	78	2 BHK	1,250	23 Dec/18	19 Jan/19						
79	79	2 BHK	1,250	14 Jun/18	26 Jul/18						
80	80	2 BHK	1,250	14 Jun/18	28 Jul/18						
81	81	3BHK	2,340	21 Jun/18	7 Aug/18						
82	82	3BHK	2,340	18 Jun/18	24 Aug/18						
83	83	2BHK	1,250	14 May/19	18-06-2019						
84	84	2 BHK	1,250	26 Jun/18	25 Aug/18	7 Nov/18					
85	85	3BHK	2,340	16 May/19							
86	86	2 BHK	1,250	13 Dec/17	13 Jun/18	23 Aug/18	10 May/19				
87	87	2 BHK	1,250	25 Jun/18	30 Aug/18	26 Dec/18					
88	88	2 BHK	1,250	26 Oct/17	30 Nov/17	5 Jun/18					
89	89	3BHK	2,340	3 Jun/19							
90	90	3BHK	2,340	24 Jun/19							
91	91	3BHK	2,340	15 Sep/17	17 Apr/18	7 Nov/18	10 May/19				

Note: Send report every Thursday.

Certified by

 Admin Officer
 Modi Realty (Miryalaguda) LLP

Certified by

 Asst. Project Manager/Engineer
 Modi Realty (Miryalaguda) LLP

Electronic Credit ledger

GSTIN - 36ABCFM6774G2ZZ

Legal Name - MODI REALTY (MIRYALAGUDA) LLP

Period: From -01/02/2019 To - 30/06/2019

Sr.No	Date	Reference No.	Tax period, if any	Description	Transaction Type [Debit (DR) / Credit (CR)]	Credit/Debit (₹)					Balance Available(₹)				
						Integrated Tax	Central Tax	State Tax	CESS	Total	integrated Tax	Central Tax	State Tax	CESS	Total
-	-	-	-	Opening Balance	-	-	-	-	-	-	2,78,757.00	28,24,594.00	28,24,594.00	0.00	59,27,945.00
1	19/03/2019	AA360219229457Y	Feb-19	ITC accrued through - Inputs	Credit	0.00	2,78,757.00	2,78,757.00	0.00	5,57,514.00	2,78,757.00	31,03,351.00	31,03,351.00	0.00	64,85,459.00
2	19/03/2019	DI3603190074943	Feb-19	Other than reverse charge	Debit	0.00	2,92,433.00	2,92,433.00	0.00	5,84,866.00	2,78,757.00	28,10,918.00	28,10,918.00	0.00	59,00,593.00
3	23/04/2019	AA360319385369K	Mar-19	ITC accrued through - Inputs	Credit	0.00	7,14,061.00	7,14,061.00	0.00	14,28,122.00	2,78,757.00	35,24,979.00	35,24,979.00	0.00	73,28,715.00
4	23/04/2019	DI3604190098760	Mar-19	Other than reverse charge	Debit	0.00	1,46,683.00	1,46,683.00	0.00	2,93,366.00	2,78,757.00	33,78,296.00	33,78,296.00	0.00	70,35,349.00
5	15/05/2019	AA360419139565U	Apr-19	ITC accrued through - Inputs	Credit	0.00	81,607.00	81,607.00	0.00	1,63,214.00	2,78,757.00	34,59,903.00	34,59,903.00	0.00	71,98,563.00
6	15/05/2019	DI3605190031876	Apr-19	Other than reverse charge	Debit	0.00	3,26,048.00	3,26,048.00	0.00	6,52,096.00	2,78,757.00	31,33,855.00	31,33,855.00	0.00	65,46,467.00
7	18/06/2019	AA360519189587C	May-19	ITC accrued through - Inputs	Credit	0.00	3,56,246.00	3,56,246.00	0.00	7,12,492.00	2,78,757.00	34,90,101.00	34,90,101.00	0.00	72,58,959.00
8	18/06/2019	DI3606190050338	May-19	Other than reverse charge	Debit	0.00	35,595.00	35,595.00	0.00	71,190.00	2,78,757.00	34,54,506.00	34,54,506.00	0.00	71,87,769.00
-	-	-	-	Closing Balance	-	-	-	-	-	-	2,78,757.00	34,54,506.00	34,54,506.00	0.00	71,87,769.00

Form GSTR-1

[See rule (59(1))]

Details of outward supplies of goods or services

Year	2019-20
Month	June

1. GSTIN	36ABCFM6774G2ZZ
2(a). Legal name of the registered person	MODI REALTY (MIRYALAGUDA) LLP
2(b). Trade name, if any	MODI REALTY (MIRYALAGUDA) LLP
3(a). Aggregate Turnover in the preceding Financial Year	-
3(b). Aggregate Turnover - April to June, 2017	-

4A, 4B, 4C, 6B, 6C - B2B Invoices

No. of Records	Total Invoice value	Total Taxable value	Total Integrated Tax	Total Central Tax	Total State/UT Tax	Total Cess
0	0	0	0	0	0	0

5A, 5B - B2C (Large) Invoices

No. of Records	Total Invoice value	Total Taxable value	Total Integrated Tax	Total Cess
0	0	0	0	0

9B - Credit / Debit Notes (Registered)

No. of Records	Total Invoice value	Total Taxable value	Total Integrated Tax	Total Central Tax	Total State/UT Tax	Total Cess
0	0	0	0	0	0	0

9B - Credit / Debit Notes (Unregistered)

No. of Records	Total Invoice value	Total Taxable value	Total Integrated Tax	Total Cess
0	0	0	0	0

6A - Exports Invoices

No. of Records	Total Invoice value	Total Taxable value	Total Integrated Tax
0	0	0	0

7 - B2C (Others)

No. of Records	Total Invoice value	Total Taxable value	Total Integrated Tax	Total Central Tax	Total State/UT Tax	Total Cess
1	1711000	1450000	0	130500	130500	0

8 - Nil rated, exempted and non GST outward supplies

No. of Records	Total Nil amount	Total Exempted amount	Total Non-GST Amount
0	0	0	0

11A(1), 11A(2) - Tax Liability (Advances Received)

No. of Records	Total Invoice value	Total Taxable value	Total Integrated Tax	Total Central Tax	Total State/UT Tax	Total Cess
0	0	0	0	0	0	0

11B(1), 11B(2) - Adjustment of Advances

No. of Records	Total Invoice value	Total Taxable value	Total Integrated Tax	Total Central Tax	Total State/UT Tax	Total Cess
0	0	0	0	0	0	0

12 - HSN-wise summary of outward supplies

No. of Records	Total Invoice value	Total Taxable value	Total Integrated Tax	Total Central Tax	Total State/UT Tax	Total Cess
1	1711000	1450000	0	130500	130500	0

13 - Documents Issued

No. of Records	Documents Issued	Documents Cancelled	Net issued Documents
1	3	0	3

9A - Amended B2B Invoices

No. of Records	Total Invoice value	Total Taxable value	Total Integrated Tax	Total Central Tax	Total State/UT Tax	Total Cess
0	0	0	0	0	0	0

9A - Amended B2C (Large) Invoices

No. of Records	Total Invoice value	Total Taxable value	Total Integrated Tax	Total Cess
0	0	0	0	0

9C - Amended Credit/Debit Notes (Registered)

No. of Records	Total Invoice value	Total Taxable value	Total Integrated Tax	Total Central Tax	Total State/UT Tax	Total Cess
0	0	0	0	0	0	0

9C - Amended Credit/Debit Notes (Unregistered)

No. of Records	Total Invoice value	Total Taxable value	Total Integrated Tax	Total Cess
0	0	0	0	0

9A - Amended Exports Invoices

No. of Records	Total Invoice value	Total Taxable value	Total Integrated Tax
0	0	0	0

10 - Amended B2C(Others)

No. of Records	Total Invoice value	Total Taxable value	Total Integrated Tax	Total Central Tax	Total State/UT Tax	Total Cess
0	0	0	0	0	0	0

11A - Amended Tax Liability (Advance Received)

No. of Records	Total Invoice value	Total Taxable value	Total Integrated Tax	Total Central Tax	Total State/UT Tax	Total Cess
0	0	0	0	0	0	0

11B - Amendment of Adjustment of Advances

No. of Records	Total Invoice value	Total Taxable value	Total Integrated Tax	Total Central Tax	Total State/UT Tax	Total Cess
0	0	0	0	0	0	0

REMOVED

Form GSTR-3B

[See rule 61(5)]

Year	2019-20
Month	June

1. GSTIN	36ABCFM6774G2ZZ
2. Legal name of the registered person	MODI REALTY (MIRYALAGUDA) LLP

3.1 Tax on outward and reverse charge inward supplies

Nature of Supplies	Total Taxable value	Integrated Tax	Central Tax	State/UT Tax	Cess
(a) Outward taxable supplies (other than zero rated, nil rated and exempted)	1450000.00	0.00	130500.00	130500.00	0.00
(b) Outward taxable supplies (zero rated)	0.00	0.00	-	-	0.00
(c) Other outward supplies (Nil rated, exempted)	0.00	-	-	-	-
(d) Inward supplies (liable to reverse charge)	0.00	0.00	0.00	0.00	0.00
(e) Non-GST outward supplies	0.00	-	-	-	-

3.2 Inter-state supplies

Nature of Supplies	Total Taxable value	Integrated Tax
Supplies made to Unregistered Persons	0.00	0.00
Supplies made to Composition Taxable Persons	0.00	0.00
Supplies made to UIN holders	0.00	0.00

4. Eligible ITC

Details	Integrated Tax	Central Tax	State/UT Tax	Cess
(A) ITC Available	0.00	356971.40	356971.40	0.00
(B) ITC Reversed	0.00	0.00	0.00	0.00
(C) Net ITC Available (A) – (B)	0.00	356971.40	356971.40	0.00
(D) Ineligible ITC	0.00	0.00	0.00	0.00

5. Exempt, nil and Non GST inward supplies

Nature of Supplies	Inter-state supplies	Intra-state supplies
From a supplier under composition scheme, Exempt and Nil rated supply	0.00	109117.00
Non-GST supply	0.00	0.00

5.1 Interest and Late fee

Details	Integrated Tax	Central Tax	State/UT Tax	Cess
Interest	0.00	0.00	0.00	0.00
Late fee	-	0.00	0.00	-

6.1 Payment of tax

Description	Total tax payable	Tax paid through ITC				Tax/Cess paid in cash	Interest paid in cash	Late fee paid in cash
		Integrated Tax	Central Tax	State/UT Tax	Cess			
(A) Other than reverse charge								
Integrated Tax	0.00	0.00	0.00	0.00	-	0.00	0.00	-
Central Tax	0.00	130500.00	0.00	-	-	0.00	0.00	0.00
State/UT Tax	0.00	130500.00	-	0.00	-	0.00	0.00	0.00
Cess	0.00	-	-	-	0.00	0.00	0.00	-
(B) Reverse charge								
Integrated Tax	0.00	-	-	-	-	0.00	-	-
Central Tax	0.00	-	-	-	-	0.00	-	-
State/UT Tax	0.00	-	-	-	-	0.00	-	-
Cess	0.00	-	-	-	-	0.00	-	-

6.2. TDS/TCS Credit

Details	Integrated Tax	Central Tax	State/UT Tax
TDS	0	0	0
TCS	0	0	0