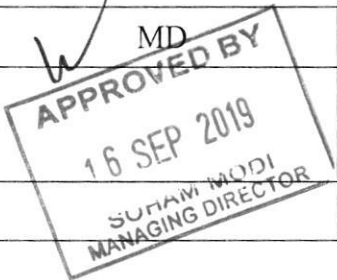

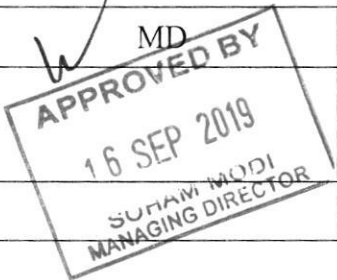


GST Computation – Approval Form

Company/firm name		Modi Realty (Miryalaguda) LLP			
From date	01.08.2019	To date	31.08.2019		
Item		Total taxable value	IGST	CGST	SGST
A. ITC available from previous periods		-	-	40,57,324	40,39,567
B. ITC for the current period		39,08,466	-	3,50,567	3,50,567
C. Total ITC		39,08,466	-	44,07,891	43,90,134
D. Outward taxable supplies		29,75,000	-	2,67,750	2,67,750
E. Outward supplies – nil rated /exempted		-	-	-	-
F. Inward Suppliers Exempted		-	-	-	-
G. Net tax payable (D – C)		-	-	(41,40 141)	(41,22,384)
Remarks:					
Details of amount paid :			Amount paid		
Challan no			Challan date		
Approved	Accountant	Sreenivas Sarma		MD	
Sign	<i>Karanyo</i>				
Date	<i>16/9/19</i>				

- Notes:
1. Attach relevant statements, copies of ledgers and other documents to this form.
 2. This form must be submitted on the Friday preceding the 15th of each month.
 3. Payment must be made on or before time.
 4. Account for the payment in Fridays statement.
 5. Wherever possible make payments through YES Bank.

TB Enclosed

Modi Realty (Miryalaguda) LLP3-4-187/3&4,
Ranigunj
Secunderabad**GST Computation**

1-Aug-2019 to 31-Aug-2019

GSTIN/UIN : 36ABCFM6774G2ZZ

1-Aug-2019 to 31-Aug-2019

Returns Summary

Total number of vouchers for the period						317
Included in returns						155
<i>Participating in return tables</i>	155					
<i>No direct implication in return tables</i>	0					
Not relevant for returns						153
Incomplete/Mismatch in information (to be resolved)						9

Particulars	Taxable Value	Integrated Tax Amount	Central Tax Amount	State Tax Amount	Cess Amount	Total Tax Amount
--------------------	----------------------	------------------------------	---------------------------	-------------------------	--------------------	-------------------------

Outward Supplies

Local Sales	29,75,000.00		2,67,750.00	2,67,750.00		5,35,500.00
Taxable	29,75,000.00		2,67,750.00	2,67,750.00		5,35,500.00
Total Outward Supplies	29,75,000.00		2,67,750.00	2,67,750.00		5,35,500.00
Total Liability	29,75,000.00		2,67,750.00	2,67,750.00		5,35,500.00

Inward Supplies

Local Purchase	40,11,899.41		3,40,242.07	3,40,242.07		6,80,484.14
Taxable	37,93,747.41		3,40,242.07	3,40,242.07		6,80,484.14
Exempted	2,18,152.00					
Reverse Charge Supplies	15,43,682.38		92,620.96	92,620.96		1,85,241.92
Total Inward Supplies	55,55,581.79		4,32,863.03	4,32,863.03		8,65,726.06
Total Input Tax Credit	40,11,899.41		3,40,242.07	3,40,242.07		6,80,484.14

Modi Realty (Miryalaguda) LLP
3-4-187/3&4,
Ranigunj
Secunderabad

GST Computation
1-Aug-2019 to 31-Aug-2019

GSTIN/UIN : 36ABCFM6774G2ZZ

1-Aug-2019 to 31-Aug-2019

Returns Summary

Total number of vouchers for the period	317
Included in returns	155
<i>Participating in return tables</i>	155
<i>No direct implication in return tables</i>	0
Not relevant for returns	153
Incomplete/Mismatch in information (to be resolved)	9

Particulars	Taxable Value	Integrated Tax Amount	Central Tax Amount	State Tax Amount	Cess Amount	Total Tax Amount
-------------	---------------	-----------------------	--------------------	------------------	-------------	------------------

Outward Supplies

Local Sales	29,75,000.00		2,67,750.00	2,67,750.00		5,35,500.00
Taxable	29,75,000.00		2,67,750.00	2,67,750.00		5,35,500.00
Sales Taxable	29,75,000.00		2,67,750.00	2,67,750.00		5,35,500.00
<i>Sales Taxable @ 18%</i>	29,75,000.00		2,67,750.00	2,67,750.00		5,35,500.00
Total Outward Supplies	29,75,000.00		2,67,750.00	2,67,750.00		5,35,500.00
Total Liability	29,75,000.00		2,67,750.00	2,67,750.00		5,35,500.00

Inward Supplies

Local Purchase	40,11,899.41		3,40,242.07	3,40,242.07		6,80,484.14
Taxable	37,93,747.41		3,40,242.07	3,40,242.07		6,80,484.14
Purchase Taxable	37,93,747.41		3,40,242.07	3,40,242.07		6,80,484.14
<i>Purchase Taxable @ 5%</i>	8,680.00		217.00	217.00		434.00
<i>Purchase Taxable @ 12%</i>	21,034.00		1,262.04	1,262.04		2,524.08
<i>Purchase Taxable @ 18%</i>	37,64,033.41		3,38,763.03	3,38,763.03		6,77,526.06
Exempted	2,18,152.00					
Purchase Exempt	40,724.00					
Purchase From Unregistered Dealer - Taxable	1,77,428.00					
Reverse Charge Supplies	15,43,682.38		92,620.96	92,620.96		1,85,241.92
Purchase From Unregistered Dealer - Taxable	15,43,682.38		92,620.96	92,620.96		1,85,241.92
Total Inward Supplies	55,55,581.79		4,32,863.03	4,32,863.03		8,65,726.06
Total Input Tax Credit	40,11,899.41		3,40,242.07	3,40,242.07		6,80,484.14

Electronic Credit ledger

GSTIN - 36ABCFM6774G2ZZ

Legal Name - MODI REALTY (MIRYALAGUDA) LLP

Period: From -01/06/2019 To - 31/08/2019

Sr.No	Date	Reference No.	Tax period, if any	Description	Transaction Type [Debit (DR) / Credit (CR)]	Credit/Debit (₹)					Balance Available(₹)				
						Integrated Tax	Central Tax	State Tax	CESS	Total	Integrated Tax	Central Tax	State Tax	CESS	Total
-	-	-	-	Opening Balance	-	-	-	-	-	-	2,78,757.00	31,33,855.00	31,33,855.00	0.00	65,46,467.00
1	18/06/2019	AA360519189587C	May-19	ITC accrued through - Inputs	Credit	0.00	3,56,246.00	3,56,246.00	0.00	7,12,492.00	2,78,757.00	34,90,101.00	34,90,101.00	0.00	72,58,959.00
2	18/06/2019	DI3606190050338	May-19	Other than reverse charge	Debit	0.00	35,595.00	35,595.00	0.00	71,190.00	2,78,757.00	34,54,506.00	34,54,506.00	0.00	71,87,769.00
3	18/07/2019	AA360619204537Z	Jun-19	ITC accrued through - Inputs	Credit	0.00	3,56,971.00	3,56,971.00	0.00	7,13,942.00	2,78,757.00	38,11,477.00	38,11,477.00	0.00	79,01,711.00
4	18/07/2019	DI3607190051126	Jun-19	Other than reverse charge	Debit	2,61,000.00	0.00	0.00	0.00	2,61,000.00	17,757.00	38,11,477.00	38,11,477.00	0.00	76,40,711.00
5	20/08/2019	AA360719262187Q	Jul-19	ITC accrued through - Inputs	Credit	0.00	3,73,215.00	3,73,215.00	0.00	7,46,430.00	17,757.00	41,84,692.00	41,84,692.00	0.00	83,87,141.00
6	20/08/2019	DI3608190080633	Jul-19	Other than reverse charge	Debit	17,757.00	1,27,368.00	1,45,125.00	0.00	2,90,250.00	0.00	40,57,324.00	40,39,567.00	0.00	80,96,891.00
-	-	-	-	Closing Balance	-	-	-	-	-	-	0.00	40,57,324.00	40,39,567.00	0.00	80,96,891.00

Modi Realty Miryalaguda LLP
GST Calculation from July'17 to August'19
 Prepared By: Swathi.K

S.No.	Flat No.	Customer Name	Sale consideration	Sale Deed Value	Agreement of Construction Value	On completion	Bills to be raised & stages	Each stage GST bill value	Plinth Month	Plinth Bill Amount	RCC Month	RCC Bill Amount	Plastering Month	Plastering Bill Amount	Flooring Bill Month	Flooring Bill Value	Total Milestone As on August 19	Total Bills Raised as on July 19	Balance Bills to be raised	CGST 9%	SGST 9%															
1	6	Chilukuri Gopinath	45,00,000	22,50,000	22,50,000	2,00,000	20,50,000	5,12,500	01-08-2017	5,12,500	01-01-2018	5,12,500	01-04-2018	5,12,500		15,37,500	15,37,500																			
2	16	Elamsetti Varaha	59,44,000	29,72,000	29,72,000	2,00,000	27,72,000	6,93,000	01-04-2019	6,93,000	01-04-2019	6,93,000	01-04-2019	6,93,000		13,86,000	13,86,000																			
3	21	P. Vijay Kumar	36,00,000	18,00,000	18,00,000	2,00,000	16,00,000	4,00,000	01-10-2017	4,00,000	01-01-2018	4,00,000	01-05-2018	4,00,000		12,00,000	12,00,000																			
4	22	Mr. Ram Kumar Kunchakuri	36,00,000	18,00,000	18,00,000	2,00,000	16,00,000	4,00,000	01-11-2017	4,00,000	01-02-2019	4,75,000	01-05-2018	4,00,000		12,00,000	12,00,000																			
5	29	Natala Chaitanya	42,00,000	21,00,000	21,00,000	2,00,000	19,00,000	4,75,000	01-02-2019	4,75,000	01-02-2019	4,75,000	01-02-2019	4,75,000		9,50,000	9,50,000																			
6	30	M Parameshwar	37,00,000	18,50,000	18,50,000	2,00,000	16,50,000	4,12,500	01-11-2017	4,12,500	01-03-2018	4,12,500	01-03-2019	4,12,500		12,37,500	12,37,500																			
7	31	M. S Rambabu	42,00,000	21,00,000	21,00,000	2,00,000	19,00,000	4,75,000	01-02-2019	4,75,000	01-03-2019	4,75,000	01-03-2019	4,75,000		9,50,000	9,50,000																			
8	32	Boora Srinivasa Ramanujan	53,25,000	26,62,500	26,62,500	2,00,000	24,62,500	6,15,625	01-12-2017	6,15,625	01-02-2018	6,15,625	01-06-2018	6,15,625		18,46,875	18,46,875																			
9	33	Sri Priya	42,50,000	21,25,000	21,25,000	2,00,000	19,25,000	4,81,250	01-06-2019	4,81,250	01-07-2019	4,81,250	01-07-2019	4,81,250		4,81,250	4,81,250																			
10	34	Narendra tengella	37,50,000	18,75,000	18,75,000	2,00,000	16,75,000	4,18,750	01-06-2019	4,18,750	01-01-2018	4,12,500	01-09-2018	4,12,500		9,62,500	9,62,500																			
11	35	Vasantha Kumari	37,00,000	18,50,000	18,50,000	2,00,000	16,50,000	4,12,500	01-10-2017	4,12,500	01-01-2018	4,12,500	01-09-2018	4,12,500		12,37,500	12,37,500																			
12	37	V. Rama Koti Reddy	37,00,000	18,50,000	18,50,000	2,00,000	16,50,000	4,12,500	01-11-2017	4,12,500	01-01-2018	4,12,500	01-12-2018	4,12,500		12,37,500	12,37,500																			
13	38	Kandamala Shekhar Reddy	40,00,000	20,00,000	20,00,000	2,00,000	18,00,000	4,50,000	01-02-2019	4,50,000	01-04-2019	4,50,000	01-04-2019	4,50,000		9,00,000	9,00,000																			
14	39	Miyala Nagani	37,50,000	18,75,000	18,75,000	2,00,000	16,75,000	4,18,750	01-02-2019	4,18,750	01-04-2019	4,18,750	01-04-2019	4,18,750		8,37,500	8,37,500																			
15	40	Neerudu Manjivani	59,44,000	29,72,000	29,72,000	2,00,000	27,72,000	6,93,000																												
16	41	Paduru vinay	39,94,000	19,97,000	19,97,000	2,00,000	17,97,000	4,49,250	01-06-2018	4,49,250	01-10-2018	4,49,250	01-02-2019	4,49,250		13,47,750	13,47,750																			
17	42	G. Sunitha	59,04,000	29,52,000	29,52,000	2,00,000	27,52,000	6,88,000																												
18	48	G Sanjeeva	36,00,000	18,00,000	18,00,000	2,00,000	16,00,000	4,00,000	01-10-2017	4,00,000	01-03-2018	4,00,000	01-07-2018	4,00,000		12,00,000	12,00,000																			
19	55	Indrakanthi Rjesh Kiran	58,00,000	29,00,000	29,00,000	2,00,000	27,00,000	6,75,000	01-08-2019	6,75,000	01-08-2019	6,75,000	01-08-2019	6,75,000		6,75,000	6,75,000	6,75,000	60,750																	
20	56	K. Ramana	42,00,000	21,00,000	21,00,000	2,00,000	19,00,000	4,75,000	01-08-2019	4,75,000	01-08-2019	4,75,000	01-08-2019	4,75,000		9,50,000	9,50,000	9,50,000	85,500																	
21	57	Kurukula Gopinath	37,00,000	18,50,000	18,50,000	2,00,000	16,50,000	4,12,500	01-12-2017	4,12,500	01-03-2018	4,12,500	01-02-2019	4,12,500		12,37,500	12,37,500																			
22	59	Raydurg Vamsli Krishna	55,00,000	27,50,000	27,50,000	2,00,000	25,50,000	6,37,500	01-07-2019	6,37,500	01-07-2019	6,37,500	01-02-2019	4,12,500		12,37,500	12,37,500																			
23	60	K. Srinivas	43,00,000	21,50,000	21,50,000	2,00,000	19,50,000	4,87,500	01-07-2019	4,87,500	01-07-2019	4,87,500	01-02-2019	4,87,500		9,75,000	9,75,000																			
24		P. Vijayalaxmi	37,00,000	18,50,000	18,50,000	2,00,000	16,50,000	4,12,500	01-10-2017	4,12,500	01-04-2018	4,12,500	01-11-2018	4,12,500		12,37,500	12,37,500																			
25	63	P.Gurumurthy	39,16,000	19,58,000	19,58,000	2,00,000	17,58,000	4,39,500	01-12-2017	4,39,500	01-03-2018	4,39,500	01-03-2019	4,39,500		13,18,500	13,18,500																			
26	64	Mrs. Yeddaia Durga Vani	39,16,000	19,58,000	19,58,000	2,00,000	17,58,000	4,39,500	01-10-2017	4,39,500	01-02-2018	4,39,500	01-03-2019	4,39,500		13,18,500	13,18,500																			
27	65	Ambati Giri Prasad	54,16,000	27,08,000	27,08,000	2,00,000	25,08,000	6,27,000	01-07-2018	6,27,000	01-11-2018	6,27,000	01-03-2019	4,39,500		12,54,000	12,54,000																			
28	66	Mandhadi Sreeja	40,70,000	20,35,000	20,35,000	2,00,000	18,35,000	4,58,750	01-07-2018	4,58,750	01-12-2018	4,58,750	01-03-2019	4,58,750		9,17,500	9,17,500																			
29	70	Ch Srihari	58,00,000	29,00,000	29,00,000	2,00,000	27,00,000	6,75,000	01-08-2019	6,75,000	01-08-2019	6,75,000	01-08-2019	6,75,000		13,50,000	13,50,000	13,50,000	1,21,500																	
30	74	Mr. K. Chema Keshwar Rao	37,00,000	18,50,000	18,50,000	2,00,000	16,50,000	4,12,500	01-11-2017	4,12,500	01-04-2018	4,12,500	01-12-2018	4,12,500		12,37,500	12,37,500																			
31	75	B.V.Lakshmi	32,72,500	16,36,250	16,36,250	2,00,000	14,36,250	3,59,063	01-06-2018	3,59,063	01-09-2018	3,59,063	01-03-2019	3,59,063		10,77,189	10,77,189																			
32	76	Pratap Reddy	31,40,000	15,70,000	15,70,000	2,00,000	13,70,000	3,42,500	01-12-2017	3,42,500	01-04-2018	3,42,500	01-03-2019	3,42,500		10,27,500	10,27,500																			
33	81	P. Anjiah	59,44,000	29,72,000	29,72,000	2,00,000	27,72,000	6,93,000	01-04-2019	6,93,000	01-04-2018	6,93,000	01-03-2019	3,42,500		6,93,000	6,93,000																			
34	82	P. Nageshwar Rao	58,00,000	29,00,000	29,00,000	2,00,000	27,00,000	6,75,000	01-04-2019	6,75,000	01-04-2018	6,75,000	01-04-2018	6,75,000		6,75,000	6,75,000																			
35	87	S. Sharath Reddy	43,00,000	21,50,000	21,50,000	2,00,000	19,50,000	4,87,500	01-06-2019	4,87,500	01-07-2018	4,87,500	01-05-2019	4,87,500		4,87,500	4,87,500																			
36	91	Y. Ramakrishna	35,64,000	17,82,000	17,82,000	2,00,000	15,82,000	3,95,500	01-04-2018	3,95,500	01-07-2018	3,95,500	01-05-2019	3,95,500		11,86,500	11,86,500																			
																	3,67,67,064	3,37,92,064	29,75,000	2,67,750	2,67,750															

Prepared By
 Swathi
 07/09/19

APPROVED BY
 07 SEP 2019
 SA SARMA.V.V.
 SALES & MARKETING MANAGER

Modi Realty (Miryalaguda) LLP						
Installment 2019 -2020						
1-Aug-2019 to 31- Aug-2019						
Date	Particulars	Vch No.	Sales	CGST	SGST	Total
31-08-2019	A-55 Indrakanthi Rajesh Kiran	AGH012/19-20	6,75,000	60,750	60,750	7,96,500
31-08-2019	A-56 Smt K. Ramana & K. Janardhan	AGH013/19-20	9,50,000	85,500	85,500	11,21,000
31-08-2019	A-70 Ch. Srihari	AGH014/19-20	13,50,000	1,21,500	1,21,500	15,93,000
	TOTALS		29,75,000	2,67,750	2,67,750	35,10,500

Modi Realty (Miryalaguda) LLP

3-4-187/3&4,
Ranigunj
Secunderabad

Sales Register

1-Aug-2019 to 31-Aug-2019

Page 1

Date	Particulars	Vch Type	Vch No.	Debit Amount	Credit Amount
31-8-2019	A-55 Indrakanthi Rajesh Kiran Installment 2019 -2020 CGST SGST	Sales	AGH012/19-20	7,96,500.00	6,75,000.00 60,750.00 60,750.00
31-8-2019	A-56 Smt K. Ramana & K. Janardhan Installment 2019 -2020 CGST SGST	Sales	AGH013/19-20	11,21,000.00	9,50,000.00 85,500.00 85,500.00
31-8-2019	A-70 Ch. Srihari Installment 2019 -2020 CGST SGST	Sales	AGH014/19-20	15,93,000.00	13,50,000.00 1,21,500.00 1,21,500.00
Total:				35,10,500.00	

Modi Realty (Miryalaguda) LLP

3-4-187/3&4,
Ranigunj
Secunderabad

Trial Balance

1-Aug-2019 to 31-Aug-2019

Particulars	Opening Balance	Transactions		Closing Balance
		Debit	Credit	
Capital Account	2,51,70,482.22 Cr			2,51,70,482.22 Cr
A.Purushotham	6,95,778.08 Cr			6,95,778.08 Cr
A Purushottam Fixed Capital	22,000.00 Cr			22,000.00 Cr
Ashish Modi Fixed Capital	11,250.00 Cr			11,250.00 Cr
Ashish Modi Running Capital	1,97,727.11 Dr			1,97,727.11 Dr
Karan Mehta Fixed Capital	15,000.00 Cr			15,000.00 Cr
Karan Mehta Running Capital	43,68,030.51 Cr			43,68,030.51 Cr
Modi Housing - Fixed Capital	35,05,000.00 Cr			35,05,000.00 Cr
Modi Housing Pvt Ltd Running Capital	53,09,622.84 Cr			53,09,622.84 Cr
Nirav Modi Fixed Capital	11,250.00 Cr			11,250.00 Cr
Nirav Modi Running Capital	78,02,272.36 Cr			78,02,272.36 Cr
Soham Modi Fixed Capital	17,500.00 Cr			17,500.00 Cr
Soham Modi Running Capital	6,63,131.07 Dr			6,63,131.07 Dr
Uma Rani	42,55,636.61 Cr			42,55,636.61 Cr
Uma Rani Fixed Capital	18,000.00 Cr			18,000.00 Cr
Current Liabilities	2,85,69,959.08 Cr	1,04,96,351.56	93,01,817.95	2,73,75,425.47 Cr
Duties & Taxes	74,32,442.03 Dr	9,68,317.72	7,25,499.24	76,75,260.51 Dr
CGST	30,67,348.05 Dr	3,56,420.86	2,73,604.12	31,50,164.79 Dr
ESI A/c	43,944.00 Dr	7,184.00	2,475.00	48,653.00 Dr
GST	13,71,280.40 Dr			13,71,280.40 Dr
IGST @28%	20,693.75 Dr			20,693.75 Dr
Interest on Tds	17,849.00 Dr	1,429.00		19,278.00 Dr
Professioanl Tax	4,250.00 Cr		1,250.00	5,500.00 Cr
Provident Fund A/c	37,129.00 Dr	57,948.00	18,020.00	77,057.00 Dr
SGST	30,67,348.05 Dr	3,56,420.86	2,73,604.12	31,50,164.79 Dr
TDS 18-19	101.22 Cr			101.22 Cr
TDS 19 -20	1,88,799.00 Cr	1,88,915.00	1,56,546.00	1,56,430.00 Cr
Sundry Creditors	3,60,18,260.80 Cr	95,28,027.00	85,76,314.69	3,50,66,548.49 Cr
Outstanding Expenses	15,760.00 Dr			15,760.00 Dr
Rounding Off	99.69 Dr	6.84	4.02	102.51 Dr
Fixed Assets	90,901.62 Dr			90,901.62 Dr
Activa	51,218.00 Dr			51,218.00 Dr
Computer	30,551.62 Dr			30,551.62 Dr
Printer	9,132.00 Dr			9,132.00 Dr
Current Assets	4,20,01,879.44 Dr	1,44,58,989.00	1,83,67,790.00	3,80,93,078.44 Dr
Deposits (Asset)	26,85,684.60 Dr			26,85,684.60 Dr
Loans & Advances (Asset)	1,56,17,132.44 Dr	1,43,524.00	1,44,023.00	1,56,16,633.44 Dr
Sundry Debtors	98,37,831.22 Cr	36,89,327.00	71,58,054.00	1,33,06,558.22 Cr
Cash-in-hand	1,53,666.00 Dr		48,559.00	1,05,107.00 Dr
Bank Accounts	13,85,719.28 Dr	1,01,83,807.00	1,09,70,468.00	5,99,058.28 Dr
Constructions Expenses	12,31,272.00 Dr	3,95,645.00		16,26,917.00 Dr
Expenses Card		1,400.00	1,400.00	
Happy Card Payments	41,510.00 Dr	45,286.00	45,286.00	41,510.00 Dr
Inventory	3,08,90,406.92 Dr			3,08,90,406.92 Dr
Work in Progress	1,67,897.78 Cr			1,67,897.78 Cr
HDFC Tds Receivable	2,217.20 Dr			2,217.20 Dr
Misc. Expenses (ASSET)	240.00 Dr			240.00 Dr
Miscellaneous Expenses	240.00 Dr			240.00 Dr
Sales Accounts			29,75,000.00	29,75,000.00 Cr
Installment 2019 -2020			29,75,000.00	29,75,000.00 Cr
Carried Over	1,16,47,420.24 Cr	2,49,55,340.56	3,06,44,607.95	1,73,36,687.63 Cr

continued ...

Modi Realty (Miryalaguda) LLP

Trial Balance : 1-Aug-2019 to 31-Aug-2019

Particulars	Opening Balance	Transactions		Closing Balance
		Debit	Credit	
Brought Forward	1,16,47,420.24 Cr	2,49,55,340.56	3,06,44,607.95	1,73,36,687.63 Cr
Purchase Accounts		54,87,527.13	79,845.76	54,07,681.37 Dr
Allowance for Const Equipment		1,28,136.00	4,800.00	1,23,336.00 Dr
Building Material		10,29,284.13	65,045.76	9,64,238.37 Dr
Labour Allowances-Reg		29,45,042.80		29,45,042.80 Dr
Purchase @18%		880.00		880.00 Dr
Purchase - Exempted		2,63,539.80	6,000.00	2,57,539.80 Dr
Purchase - Un-Registered		1,00,024.40	4,000.00	96,024.40 Dr
Electrical Connection Charges		9,80,148.00		9,80,148.00 Dr
House Keeping Charges		40,472.00		40,472.00 Dr
Direct Expenses			21,493.00	21,493.00 Cr
Room Rent			21,493.00	21,493.00 Cr
Indirect Expenses		3,03,079.02		3,03,079.02 Dr
Administration Exp		5,112.00		5,112.00 Dr
Advertisement		45,068.00		45,068.00 Dr
Legal Exp		1,400.00		1,400.00 Dr
Office Expenses		3,260.00		3,260.00 Dr
Printing & Stationery		2,020.00		2,020.00 Dr
Admin & Marketing Service Charges		20,187.79		20,187.79 Dr
Advertisement 12%		17,325.00		17,325.00 Dr
Car Hire Charges-18%		73,638.00		73,638.00 Dr
Conveyance		2,400.00		2,400.00 Dr
CR Consultation Charges-18%		55,485.00		55,485.00 Dr
Hoarding Rent		3,307.00		3,307.00 Dr
Miscell Exp Exempt		200.00		200.00 Dr
Mobile Allowance to Staff		7,182.00		7,182.00 Dr
Office Expenses		235.00		235.00 Dr
Petrol / Diesel		1,770.00		1,770.00 Dr
Petrol /Diesel-Exmt		4,517.00		4,517.00 Dr
QC Charges-18%		18,500.00		18,500.00 Dr
Service Charges 18%		16,088.23		16,088.23 Dr
Staff Welfare		2,360.00		2,360.00 Dr
Staffwelfare - Exempt		9,756.00		9,756.00 Dr
Telephone / Internet Charges Ex		1,800.00		1,800.00 Dr
Tour/Travelling Expenses-Urd		7,543.00		7,543.00 Dr
Welding Work		2,170.00		2,170.00 Dr
Xerox Charges		1,755.00		1,755.00 Dr
Profit & Loss A/c	96,21,778.09 Dr			96,21,778.09 Dr
Difference in opening balances	20,25,642.15 Dr			20,25,642.15 Dr
Grand Total		3,07,45,946.71	3,07,45,946.71	

Tax Period	Liability declared in GSTR-3B during the month[as per table 3.1(a)]				Liability declared in GSTR-1 (other than reverse charge supply) during the month(as per table 4A,5, 6C,7, 9A, 9B, 9C,10,11)				Shortfall (-)/ Excess (+) in liability (GSTR3B – GSTR1)				Cumulative Shortfall (-)/ Excess (+) in liability (GSTR3B – GSTR1)			
	IGST (₹)	CGST (₹)	SGST/UT (₹)	CESS (₹)	IGST (₹)	CGST (₹)	SGST/UT (₹)	CESS (₹)	IGST (₹)	CGST (₹)	SGST/UT (₹)	CESS (₹)	IGST (₹)	CGST (₹)	SGST/UT (₹)	CESS (₹)
1	2	3	4	5	6	7	8	9	10	11	12	13	14	15	16	17
April-19	0	3,26,047.50	3,26,047.50	0	0	3,26,047.50	3,26,047.50	0	0	0	0	0	0	0	0	0
May-19	0	35,595.00	35,595.00	0	0	35,595.00	35,595.00	0	0	0	0	0	0	0	0	0
Jun-19	0	1,30,500.00	1,30,500.00	0	0	1,30,500.00	1,30,500.00	0	0	0	0	0	0	0	0	0
Jul-19	0	1,45,125.00	1,45,125.00	0	0	1,45,125.00	1,45,125.00	0	0	0	0	0	0	0	0	0
Aug-19	0	4,38,511.70	4,38,511.70	0	0	2,67,750.00	2,67,750.00	0	0	<u>1,70,761.70</u>	1,70,761.70	0	0	1,70,761.70	1,70,761.70	0
Sep-19													0	1,70,761.70	1,70,761.70	0
Oct-19													0	1,70,761.70	1,70,761.70	0
Nov-19													0	1,70,761.70	1,70,761.70	0
Dec-19													0	1,70,761.70	1,70,761.70	0
Jan-20													0	1,70,761.70	1,70,761.70	0
Feb-20													0	1,70,761.70	1,70,761.70	0
Mar-20													0	1,70,761.70	1,70,761.70	0
Total(till date)	0	10,75,779.20	10,75,779.20	0	0	9,05,017.50	9,05,017.50	0	0	1,70,761.70	1,70,761.70	0	0	1,70,761.70	1,70,761.70	0

Note: The difference of Oct'18, shown in Table, but not taken in GSTR 3B, now the same has been rectified, in Tax Audit done by KAM & Co. found by Mr. Vaishnavi
done in Aug 19 months return
 18/9/19.

Adwait

Form GSTR-3B

[See rule 61(5)]

Year	2019-20
Month	August

1. GSTIN	36ABCFM6774G2ZZ
2. Legal name of the registered person	MODI REALTY (MIRYALAGUDA) LLP

3.1 Tax on outward and reverse charge inward supplies

Nature of Supplies	Total Taxable value	Integrated Tax	Central Tax	State/UT Tax	Cess
(a) Outward taxable supplies (other than zero rated, nil rated and exempted)	4872353.00	0.00	438511.70	438511.70	0.00
(b) Outward taxable supplies (zero rated)	0.00	0.00	-	-	0.00
(c) Other outward supplies (Nil rated, exempted)	0.00	-	-	-	-
(d) Inward supplies (liable to reverse charge)	0.00	0.00	0.00	0.00	0.00
(e) Non-GST outward supplies	0.00	-	-	-	-

3.2 Inter-state supplies

Nature of Supplies	Total Taxable value	Integrated Tax
Supplies made to Unregistered Persons	0.00	0.00
Supplies made to Composition Taxable Persons	0.00	0.00
Supplies made to UIN holders	0.00	0.00

4. Eligible ITC

Details	Integrated Tax	Central Tax	State/UT Tax	Cess
(A) ITC Available	0.00	350567.00	350567.00	0.00
(B) ITC Reversed	0.00	0.00	0.00	0.00
(C) Net ITC Available (A) – (B)	0.00	350567.00	350567.00	0.00
(D) Ineligible ITC	0.00	0.00	0.00	0.00

5. Exempt, nil and Non GST inward supplies

Nature of Supplies	Inter-state supplies	Intra-state supplies
From a supplier under composition scheme, Exempt and Nil rated supply	0.00	0.00
Non-GST supply	0.00	0.00

5.1 Interest and Late fee

Details	Integrated Tax	Central Tax	State/UT Tax	Cess
Interest	0.00	0.00	0.00	0.00
Late fee	-	0.00	0.00	-

6.1 Payment of tax

Description	Total tax payable	Tax paid through ITC				Tax/Cess paid in cash	Interest paid in cash	Late fee paid in cash
		Integrated Tax	Central Tax	State/UT Tax	Cess			
(A) Other than reverse charge								
Integrated Tax	0.00	0.00	0.00	0.00	-	0.00	0.00	-
Central Tax	0.00	0.00	438512.00	-	-	0.00	0.00	0.00
State/UT Tax	0.00	0.00	-	438512.00	-	0.00	0.00	0.00
Cess	0.00	-	-	-	0.00	0.00	0.00	-
(B) Reverse charge								
Integrated Tax	0.00	-	-	-	-	0.00	-	-
Central Tax	0.00	-	-	-	-	0.00	-	-
State/UT Tax	0.00	-	-	-	-	0.00	-	-
Cess	0.00	-	-	-	-	0.00	-	-

6.2. TDS/TCS Credit

Details	Integrated Tax	Central Tax	State/UT Tax
TDS	0	0	0
TCS	0	0	0