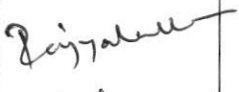




GST Computation – Approval Form

| | | | | | |
|---|---|---|---|-------------|-------------|
| Company/firm name | | SDNMKJ Reality Pvt Ltd | | | |
| From date | | 01-10-2018 | To date | | 31-10-2018 |
| Item | | Total taxable value | IGST | CGST | SGST |
| A. ITC available from previous periods | | - | - | - | - |
| B. ITC for the current period | | 13,909.00 | 0.00 | 1,251.81 | 1,251.81 |
| C. Total ITC | | 13,909.00 | 0.00 | 1,251.81 | 1,251.81 |
| D. Outward taxable supplies | | 15,23,400.25 | 0.00 | 1,37,106.02 | 1,37,106.02 |
| E. Outward supplies – nil rated /exempted | | 91,504.00 | 0.00 | 0.00 | 0.00 |
| F. Net tax payable (D – C) | | 0.00 | 0.00 | 1,35,854.21 | 1,35,854.21 |
| Remarks: | | | | | |
| | | | | | |
| | | | | | |
| | | | | | |
| Details of amount paid : | | | Amount paid | 2,71,708.42 | |
| Challan no | | Challan date | | | |
| Approved | Rajyalakshmi | Sreenivas Sarma | | | MD |
| Sign |  |  |  | | |
| Date | 17/11/2018 | | | | |

- Notes:
1. Attach relevant statements, copies of ledgers and other documents to this form.
 2. This form must be submitted on the Friday preceding the 15th of each month.
 3. Payment must be made on or before time.
 4. Account for the payment in Fridays statement.
 5. Wherever possible make payments through YES Bank.

SDNMJK Reality Pvt Ltd
5-2-223
Gokul, Distillery Road
Ranigunj, Secunderabad 500003
CIN: U70101TG2010PTC067667

GST Computation
1-Oct-2018 to 31-Oct-2018

GSTR-3B

1-Oct-2018 to 31-Oct-2018

Returns Summary

| | |
|---|-----------|
| Total number of vouchers for the period | 25 |
| Included in returns | 11 |
| <i>Participating in return tables</i> | 11 |
| <i>No direct implication in return tables</i> | 0 |
| Not relevant for returns | 14 |
| Incomplete/Mismatch in information (to be resolved) | 0 |

| Particulars | Taxable Value | Integrated Tax Amount | Central Tax Amount | State Tax Amount | Cess Amount | Total Tax Amount |
|-------------|---------------|-----------------------|--------------------|------------------|-------------|------------------|
|-------------|---------------|-----------------------|--------------------|------------------|-------------|------------------|

Outward Supplies

| | | | | | | |
|-------------------------------|---------------------|--|--------------------|--------------------|--|--------------------|
| Local Sales | 16,14,904.25 | | 1,37,106.02 | 1,37,106.02 | | 2,74,212.04 |
| Taxable | 15,23,400.25 | | 1,37,106.02 | 1,37,106.02 | | 2,74,212.04 |
| Sales Taxable | 15,23,400.25 | | 1,37,106.02 | 1,37,106.02 | | 2,74,212.04 |
| <i>Sales Taxable @ 18%</i> | <i>15,23,400.25</i> | | <i>1,37,106.02</i> | <i>1,37,106.02</i> | | <i>2,74,212.04</i> |
| Exempted | 91,504.00 | | | | | |
| Sales Exempt | 91,504.00 | | | | | |
| Total Outward Supplies | 16,14,904.25 | | 1,37,106.02 | 1,37,106.02 | | 2,74,212.04 |

| | | | | | | |
|------------------------|---------------------|--|--------------------|--------------------|--|--------------------|
| Total Liability | 16,14,904.25 | | 1,37,106.02 | 1,37,106.02 | | 2,74,212.04 |
|------------------------|---------------------|--|--------------------|--------------------|--|--------------------|

Inward Supplies

| | | | | | | |
|---|------------------|--|-----------------|-----------------|--|-----------------|
| Local Purchase | 25,409.00 | | 1,251.81 | 1,251.81 | | 2,503.62 |
| Taxable | 13,909.00 | | 1,251.81 | 1,251.81 | | 2,503.62 |
| Purchase Taxable | 13,909.00 | | 1,251.81 | 1,251.81 | | 2,503.62 |
| <i>Purchase Taxable @ 18%</i> | <i>13,909.00</i> | | <i>1,251.81</i> | <i>1,251.81</i> | | <i>2,503.62</i> |
| Exempted | 11,500.00 | | | | | |
| Purchase Exempt | 11,500.00 | | | | | |
| Reverse Charge Supplies | 13,750.00 | | 1,237.50 | 1,237.50 | | 2,475.00 |
| Purchase From Unregistered Dealer - Taxable | 13,750.00 | | 1,237.50 | 1,237.50 | | 2,475.00 |

| | | | | | | |
|------------------------------|------------------|--|-----------------|-----------------|--|-----------------|
| Total Inward Supplies | 39,159.00 | | 2,489.31 | 2,489.31 | | 4,978.62 |
|------------------------------|------------------|--|-----------------|-----------------|--|-----------------|

| | | | | | | |
|-------------------------------|------------------|--|-----------------|-----------------|--|-----------------|
| Total Input Tax Credit | 25,409.00 | | 1,251.81 | 1,251.81 | | 2,503.62 |
|-------------------------------|------------------|--|-----------------|-----------------|--|-----------------|

SDNMJK Reality Pvt Ltd
5-2-223
Gokul, Distillery Road
Ranigunj, Secunderabad 500003
CIN: U70101TG2010PTC067667

Profit & Loss A/c
1-Oct-2018 to 31-Oct-2018

| Particulars | 1-Oct-2018 to 31-Oct-2018 | Particulars | 1-Oct-2018 to 31-Oct-2018 |
|---------------------------------------|----------------------------------|-------------------------|----------------------------------|
| Indirect Expenses | 39,159.00 | Indirect Incomes | 16,14,904.25 |
| <i>Management Supervision Charges</i> | <i>13,909.00</i> | <i>Interest on FD</i> | <i>91,504.00</i> |
| <i>Rent Paid</i> | <i>13,750.00</i> | <i>Rental Services</i> | <i>15,23,400.25</i> |
| <i>Salaries Paid</i> | <i>11,500.00</i> | | |
| Nett Profit | 15,75,745.25 | | |
| Total | 16,14,904.25 | Total | 16,14,904.25 |

SDNMJK Reality Pvt Ltd

5-2-223

Gokul, Distillery Road

Ranigunj, Secunderabad 500003

CIN: U70101TG2010PTC067667

Purchase Register

1-Oct-2018 to 31-Oct-2018

| Date | Particulars | Voucher Type | Voucher No. | GSTIN/UIN | Gross Total | Management Supervision Charges | CGST | SGST | TDS on Profession | Round Off |
|-------------|--------------------------------|--------------|-------------|-----------------|---------------------|--------------------------------|-------------|-------------|-------------------|-----------|
| 31-Oct-2018 | Modi Properties Pvt Ltd | Purchase | 14 | 36AABCM4761E1ZM | 3,968.00 Cr | 3,674.00 Dr | 330.66 Dr | 330.66 Dr | 367.00 Cr | 0.32 Cr |
| 31-Oct-2018 | Modi Properties Pvt Ltd | Purchase | 15 | 36AABCM4761E1ZM | 11,053.00 Cr | 10,235.00 Dr | 921.15 Dr | 921.15 Dr | 1,024.00 Cr | 0.30 Cr |
| | <i>Grand Total</i> | | | | 15,021.00 Cr | 13,909.00 Dr | 1,251.81 Dr | 1,251.81 Dr | 1,391.00 Cr | 0.62 Cr |

SDNMJK Reality Pvt Ltd

5-2-223

Gokul, Distillery Road

Ranigunj, Secunderabad 500003

CIN: U70101TG2010PTC067667

Sales Register

1-Oct-2018 to 31-Oct-2018

Page 1 (A)

| Date | Particulars | Voucher Type | Voucher No. | GSTIN/UIN | Gross Total | Rental Services | CGST | SGST |
|------------|--|--------------|--------------------|-----------------|------------------------|-----------------|----------------|----------------|
| 1-Oct-2018 | Karvy Data Management Services Ltd. | Sales | SDNMKJ/026/2018-19 | 36AADCK4066C1ZS | 4,09,018.68 Dr | 3,46,626.00 Cr | 31,196.34 Cr | 31,196.34 Cr |
| 1-Oct-2018 | Karvy Computershare Pvt. Ltd. | Sales | SDNMKJ/027/2018-19 | 36AACCK2193D1ZR | 4,08,151.67 Dr | 3,45,891.25 Cr | 31,130.21 Cr | 31,130.21 Cr |
| 1-Oct-2018 | Karvy Computershare Pvt. Ltd. | Sales | SDNMKJ/028/2018-19 | 36AACCK2193D1ZR | 3,90,580.00 Dr | 3,31,000.00 Cr | 29,790.00 Cr | 29,790.00 Cr |
| 1-Oct-2018 | Spandana Spoorthy | Sales | SDNMKJ/029/2018-19 | 36AAICS6213N2ZY | 4,33,511.00 Dr | 3,67,382.00 Cr | 33,064.38 Cr | 33,064.38 Cr |
| 2-Oct-2018 | Karvy Data Management Services Ltd. | Sales | SDNMKJ/030/2018-19 | 36AADCK4066C1ZS | 1,56,351.00 Dr | 1,32,501.00 Cr | 11,925.09 Cr | 11,925.09 Cr |
| | <i>Grand Total</i> | | | | 17,97,612.35 Dr | 15,23,400.25 Cr | 1,37,106.02 Cr | 1,37,106.02 Cr |

