





GST Computation – Approval Form

Notes: 1. Attach relevant statements, copies of ledgers and other documents to this form.

Company/firm name		Mehta & Modi Realty Kowkur LLP			
From date		01-Sep-2019	To date		30-Sep-2019
Item		Total taxable value	IGST	CGST	SGST
A. ITC available from previous periods		0	0	0	0
B. ITC for the current period		0	0	0	0
C. Total ITC		0	0	0	0
D. Outward taxable supplies		0	0	0	0
E. Outward supplies – nil rated /exempted		0	0	0	0
F. Net tax payable (D – C)		0	0	0	0
Remarks: Input credit carried forward					
Details of amount paid :			Amount paid		-
Challan no			Challan date		
Approved	Keerthi.M	Sambasiva Rao	Sreenivas Sharma		h MD
Sign					
Date	7/10/19		07 OCT 2019		

3. Payment must be made on or before time.
4. Account for the payment in Fridays statement.
5. Wherever possible make payments through YES Bank.

Company/firm name	SUMMIT SALES LLP
-------------------	------------------

Mehta & Modi Realty Kowkur LLP
5-4-187/3&4, MG Road
Ranigunj, Hyderabad

GST Computation
1-Sep-2019 to 30-Sep-2019

GSTIN/UIN : 36ABLFM7631F1Z3

Returns Summary

Total number of vouchers for the period						143
Included in returns						6
Participating in return tables	6					
No direct implication in return tables	0					
Not relevant for returns						137
Incomplete/Mismatch in information (to be resolved)						0

Particulars	Taxable Value	Integrated Tax Amount	Central Tax Amount	State Tax Amount	Cess Amount	Total Tax Amount
Inward Supplies						
Local Purchase	89,936.00					
Exempted	89,936.00					
Total Inward Supplies	89,936.00					
Total Input Tax Credit	89,936.00					

Mehta & Modi Realty Kowkur LLP5-4-187/3&4, MG Road
Ranigunj, Hyderabad**Profit & Loss A/c**

1-Sep-2019 to 30-Sep-2019

Particulars	1-Sep-2019 to 30-Sep-2019	Particulars	1-Sep-2019 to 30-Sep-2019
Purchase Accounts	5,77,876.00	Gross Loss c/o	8,04,199.00
Building Material	8,901.00		
Consumables	1,693.00		
Electrical Material	698.00		
Printing & Stationery	4,140.00		
Redbricks	4,10,060.00		
Robo Sand	39,600.00		
Steel	73,728.00		
Stone Dust	25,800.00		
Tools	13,256.00		
Direct Expenses	2,26,323.00		
Labour Allowances	2,01,605.00		
Car Hirecharges	23,718.00		
Transportation Charges	1,000.00		
	8,04,199.00		8,04,199.00
Gross Loss b/f	8,04,199.00	Indirect Incomes	432.00
		Interest on Fixed Deposit	432.00
Indirect Expenses	1,88,760.00	Nett Loss	9,92,527.00
Other Expenses	70,923.00		
Salary	11,730.00		
Admin Services Charges	26,399.00		
Bank Charges	26,319.00		
Fee/Permissions	65.00		
Gardening Charges	20,775.00		
Legal Expenses	2,850.00		
Miscellaneous Expenses	1,047.00		
Mobile Allowance	399.00		
Registration Misc Charges	354.00		
Secutiy Charges	27,899.00		
Total	9,92,959.00	Total	9,92,959.00