

PMR-II GST monthly statement 01.01.2021 to 31-03-2021 Ver5.xlsx  
GSTR3B Monthly Statement

Company Name	Paramount Estates						
Project name	Paramount Residency						
For the period of	01-01-2021 to 31-03-2021						
S. No.	Item	Formula	Taxable Value	IGST	CGST	SGST	Total
				P	Q	R	S=P+Q+R
A	ITC available from earlier periods		-	19,694	98,392	1,21,490	2,39,576
B	ITC being claimed for current period		80,438	-	7,239	7,239	14,478
C	ITC (Ineligible)		-	-	-	-	-
D	ITC for RCM - current period		-	-	-	-	-
E	ITC for RCM (Ineligible)		-	-	-	-	-
F	Net ITC	A+B-C+D-E	80,438	19,694	1,05,631	1,28,729	2,54,054
G	Outward taxable suppliers B2C		-	-	-	-	-
H	Outward taxable suppliers B2B		-	-	-	-	-
I	Net Tax Payable (without RCM)	G+H-F	-	-	-	-	-
J	RCM tax payable (in cash)		-	-	-	-	-
K	Total Tax payable	I+J	-	-	-	-	-
L	Outward exempt supplies		-	-	-	-	-
M	ITC available for next month	F-G-H	-	19,694	1,05,631	1,28,729	2,54,054
N	ITC available on portal		-	-	11,488	11,488	22,976
Payment details							
Challan No							
Amount paid							
Approved		Accountant	Manager	Consultant		MD	
Sign		<i>Vijay</i>	<i>Soham</i>	<i>Rishi</i>			
Date		30/04/21	30/04/21	Rishi			

Note:

- 1 This form must be submitted before 10th of each month.
- 2 Payment must be made on or before due date.
- 3 Account for the payment in Fridays statement.
- 4 Attach ledger statement and other documents for consultants review.
- 5 Prepare list of ITC of supplier > 25k which are not appearing in portal.

M. Soham Sir,

Attached sheet is supplies wise invoice ITC not credited in our portal GSTR3B FY2020-21

APPROVED BY  
31 MAY 2021  
SOHAM MODI  
MANAGING DIRECTOR

*Soham*  
30/05/21

PMR2 2020-21 GSTR2A Vs Books ITC statement 29-05-21 Ver01  
GSTR2A reconcil report 2020-21

Topic Name : purchase Invoices accounted in books but ITC not credited in GSTR2A						
Company Name :	Paramount Estates	Prepared by		Jagadish		
Year :	2020-21	Date :		29-May-21		
S No	Particulars	Taxable Value	CGST	SGST	Total ITC not credited in GSTR2A	Reasons
1	CONT-Shoba on A/c	31,544	2,839	2,839	5,678	
2	SUP-Anu Furniture	42,875	3,859	3,859	7,718	
3	SUP-Hi Tech Power Enterprises	75,000	6,750	6,750	13,500	
4	SUP-Radiant Systems	672	60	60	121	
5	SUP-Summit Sales LLP	11,865	1,068	1,068	2,136	Mar-21 GST returns not filed
6	SUP-Summit Sales LLP-Logistics	50,899	4,602	4,602	9,204	Mar-21 GST returns not filed
	Grand Total	2,12,856	19,178	19,178	38,356	

Note : Supplier wise invoices & ITC not credited in GSTR2A for FY 2020-21

Invoice wise statement attached.

*JP*

Topic Name :		Invoices accounted in books but not reflected in GSTR2A											
Company Name :		Paramount Estates		Prepared by		Jagadish		Date :		25-May-21			
Year :		2020-21		Voucher No.		Invoice No.		Invoice Date		Gross Total Value			
S No.	Tally Date	GSTIN/UIN	Particulars	Voucher Type	Voucher No.	Invoice No.	Invoice Date	Gross Total Value	Taxable Value	IGST	CGST	SGST	
1	19-06-2020	36AIKPG0292L1Z2	SUP-Radiant Systems	Purchase	PUR/10012	74	03-Jun-20	340	288	-	26	26	
2	08-07-2020	NIL	SUP-Anu Furniture	Purchase	PUR/10014	161	03-Jun-20	50,593	42,875	-	3,859	3,859	
3	10-07-2020	36AIKPG0292L1Z2	SUP-Radiant Systems	Purchase	PUR/10020	78	12-Jun-20	113	96	-	9	9	
4	01-08-2020	36AIKPG0292L1Z2	SUP-Radiant Systems	Purchase	PUR/10021	82	07-Jul-20	113	96	-	9	9	
5	13-08-2020	NIL	SUP-Hi Tech Power Enterprises	Purchase	PUR/10026	57	12-Aug-20	88,500	75,000	-	6,750	6,750	
6	13-08-2020	36ACQFS2044C1Z7	SUP-Summit Sales LLP	Journal	10076	57	29-Sep-20	1,017	862	-	78	78	
7	03-09-2020	36AIKPG0292L1Z2	SUP-Radiant Systems	Purchase	PUR/10029	86	31-Jul-20	227	192	-	17	17	
8	22-12-2020	36ACQFS2044C1Z7	SUP-Summit Sales LLP-Logistics	Purchase	PUR/10040	575		354	300	-	27	27	
9	22-12-2020	36ACQFS2044C1Z7	SUP-Summit Sales LLP-Logistics	Purchase	PUR/10041	576		354	300	-	27	27	
10	22-12-2020	36ACQFS2044C1Z7	SUP-Summit Sales LLP-Logistics	Purchase	PUR/10044	801		649	550	-	50	50	
11	22-12-2020	36ACQFS2044C1Z7	SUP-Summit Sales LLP-Logistics	Purchase	PUR/10043	717		1,790	1,517	-	137	137	
12	22-12-2020	36ACQFS2044C1Z7	SUP-Summit Sales LLP-Logistics	Purchase	PUR/10042	638		15,652	13,264	-	1,194	1,194	
13	22-12-2020	36ACQFS2044C1Z7	SUP-Summit Sales LLP-Logistics	Purchase	PUR/10046	1134		18,231	15,450	-	1,391	1,391	
14	22-12-2020	36ACQFS2044C1Z7	SUP-Summit Sales LLP-Logistics	Purchase	PUR/10047	10705	11-Nov-20	17,999	15,218	-	1,391	1,391	
15	15-01-2021	NIL	CONT-Shoba on A/c	Purchase	PUR/10050	1	11-Jan-21	37,222	31,544	-	2,839	2,839	
16	31-03-2021	36ACQFS2044C1Z7	SUP-Summit Sales LLP	Purchase	PUR/10059	16113	24-Feb-21	2,549	2,160	-	194	194	
17	31-03-2021	36ACQFS2044C1Z7	SUP-Summit Sales P-Logistics	Purchase	PUR/10058	SSLLP/LOG 11249	27-Mar-21	5,074	4,300	-	387	387	
18	31-03-2021	36ACQFS2044C1Z7	SUP-Summit Sales LLP	Purchase	PUR/10056	16320	06-Mar-21	10,434	8,842	-	796	796	
Note : Invoices & ITC not credited in GSTR2A for FY 2020-21													
									2,51,211	2,12,856	-	19,178	19,178

*Handwritten signature/initials*

**Paramount Estates**  
**M G Road, Ranigunj**  
**Secunderabad**

**GSTR-3B**  
**1-Jan-21 to 31-Mar-21**

Page 1  
**1-Jan-21 to 31-Mar-21**

**GSTIN/UID :**

Particulars	Voucher Count
<b>Total Vouchers</b>	<b>80</b>
Included in Return	9
<i>Participating in return tables</i> 9	
<i>No direct implication in return tables</i> 0	
Not relevant in this Return	71
Uncertain Transactions (Corrections needed)	0

Particulars	Taxable Amount	Integrated Tax Amount	Central Tax Amount	State Tax Amount	Cess Amount	Total Tax Amount
<b>Inward Supplies</b>						
<b>Local Purchase</b>	<b>80,438.00</b>		<b>7,239.42</b>	<b>7,239.42</b>		<b>14,478.84</b>
<b>Taxable</b>	<b>80,438.00</b>		<b>7,239.42</b>	<b>7,239.42</b>		<b>14,478.84</b>
Purchase Taxable	80,438.00		7,239.42	7,239.42		14,478.84
<i>Purchase Taxable @ 18%</i>	<i>80,438.00</i>		<i>7,239.42</i>	<i>7,239.42</i>		<i>14,478.84</i>
<i>Gross Value</i>	<i>80,438.00</i>	<i>14,478.84</i>				
<b>Total Inward Supplies</b>	<b>80,438.00</b>		<b>7,239.42</b>	<b>7,239.42</b>		<b>14,478.84</b>
<b>Total Input Tax Credit</b>	<b>80,438.00</b>		<b>7,239.42</b>	<b>7,239.42</b>		<b>14,478.84</b>

Paramount Estates  
M G Road, Ranigunj  
Secunderabad

GSTR-3B - Voucher Register  
1-Jan-21 to 31-Mar-21

Vouchers of : Purchase Taxable

Date	Particulars	GSTIN/UIIN	Vch Type	Vch No.	Invoice No.	Invoice Date	Taxable Amount	Eligible Integrated Tax Amount	Eligible Central Tax Amount	Eligible State Tax Amount	Eligible Cess Amount	Total Eligible Tax Amount
15-Jan-21	CONT-Yousuf Ali on A/c		Purchase	PUR/10048	229	30-Dec-20	3,546.00		319.15	319.15		638.30
15-Jan-21	CONT-Shoba on A/c		Purchase	PUR/10050	01	11-Jan-21	31,544.00		2,838.95	2,838.95		5,677.90
5-Feb-21	SUP-Summit Sales LLP-Logistics		Purchase	PUR/10051	SSUPLOG103	4-Feb-21	1,875.00		168.75	168.75		337.50
5-Feb-21	WO-Purnima Mosaic Tiles	36AEPPP5661P1Z1	Purchase	PUR/10052	1622	9-Jan-21	24,850.00		2,236.50	2,236.50		4,473.00
31-Mar-21	SUP-Summit Sales LLP		Purchase	PUR/10055	16187	27-Feb-21	1,446.00		130.14	130.14		260.28
31-Mar-21	SUP-Summit Sales LLP		Purchase	PUR/10056	16320	6-Mar-21	8,842.00		795.78	795.78		1,591.56
31-Mar-21	SUP-Summit Sales LLP-Logistics		Purchase	PUR/10057	SSUPLOG124	17-Mar-21	1,875.00		168.75	168.75		337.50
31-Mar-21	SUP-Summit Sales LLP-Logistics		Purchase	PUR/10058	SSUPLOG108	27-Mar-21	4,300.00		387.00	387.00		774.00
31-Mar-21	SUP-Summit Sales LLP		Purchase	PUR/10059	16113	24-Feb-21	2,160.00		194.40	194.40		388.80
<b>Grand Total</b>							<b>80,438.00</b>		<b>7,239.42</b>	<b>7,239.42</b>		<b>14,478.84</b>

GPR

**Paramount Estates**

M G Road, Ranigunj  
Secunderabad

**INPUT**

Group Summary

1-Jan-21 to 31-Mar-21

Page 1

Particulars	Opening Balance	Transactions		Closing Balance
		Debit	Credit	
Input CGST	98,392.10 Dr	7,239.42		1,05,631.52 Dr
Input IGST	19,694.00 Dr			19,694.00 Dr
Input SGST	1,21,490.10 Dr	7,239.42		1,28,729.52 Dr
<b>Grand Total</b>	<b>2,39,576.20 Dr</b>	<b>14,478.84</b>		<b>2,54,055.04 Dr</b>

# Goods and Services Tax

 PARAMOUNT ESTATES 
**Ledger Balance** | 17/04/2021 Download >

	IGST (₹)	CGST(₹)	SGST (₹)	CESS (₹)
<b>Electronic Liability Register (Return related)</b>	0	0	0	0
<b>Electronic Cash Ledger</b>	0	50	50	0
<b>Electronic Credit Ledger</b>	0	11488	11488	0

**PARAMOUNT ESTATES**
**36AAJFP4202C1ZP**
[View Profile >](#)
[Notices/Orders](#)
[Saved Forms](#)

No record found

[FILE RETURNS >](#)
[PAY TAX >](#)
**Annual Aggregate Turnover** (includes all GSTINs of the related PAN)

Financial Year	Annual Aggregate Turnover
2019-20	Upto Rs.5 Cr*.

 \*For Turnover calculation methodology [Click here](#)

 In case of any discrepancy in the turnover displayed, please lodge your grievance at [selfservice.gstsystem.in](http://selfservice.gstsystem.in)

## Paramount Estates - GST Workings for Mar-21 &amp; Annual Review for 20-21

From: Preethi Gilluka (preethi@kgmco.in)

To: jagdish@modiproperties.com; gst@modiproperties.com

Cc: neha.t@kgmco.in; sohammodi@modiproperties.com; pranay@kgmco.in

Date: Friday, May 7, 2021, 07:32 PM GMT+5:30

Jagdish Sir,

To this mail kindly find attached GST workings for 3B and 1 Return of March-21


Note:


Since the Project has received OC, ITC availed in 20-21 is to be reversed in Mar-21


Particulars	IGST	CGST	SGST
ITC of 20-21	-	54,880	54,880
ITC already blocked	-	36,202	36,202
Balance ITC to be reversed as the same is ineligible on account of it being a completed Project	-	18,678	18,678

Thanks & Regards,

Preethi Gilluka  
Partner  
Indirect Taxation  
KGM & Co.  
Chartered Accountants  
Ph. No. 9849215550

 Paramount Estates - Output Workings.xlsx  
63.1kB

 Paramount Estates - Input Workings.xlsx  
255.6kB

 GSTR3B\_36AAJFP4202C1ZP\_032021.pdf  
31.9kB



III Input Month wise Break up

Month	Taxable Value	IGST Input	CGST Input	SGST Input	Cess Input	Total Input
4 Apr-20	-					
5 May-20	91,953		8,676	8,676		17,352
6 Jun-20	2,14,471		8,856	8,856		17,711
7 Jul-20	71,914		6,493	6,493		12,986
8 Aug-20	1,17,331		10,581	10,581		21,162
9 Sep-20	17,352		1,597	1,597		3,194
10 Oct-20	37,994		3,440	3,440		6,881
11 Nov-20	309		28	28		56
12 Dec-20	87,265		8,048	8,048		16,095
1 Jan-21	35,090		3,158	3,158		6,316
2 Feb-21	26,726		2,405	2,405		4,811
3 Mar-21	18,624		1,676	1,676		3,352
TOTAL (III)	7,19,030		54,958	54,958		1,09,916
TOTAL (II)						
Difference	7,19,030		54,958	54,958		1,09,916

IV Rate wise breakup of Inputs

Rates	Taxable Turnover	IGST Input	CGST Input	SGST Input	Cess Input	Total Input
5%						
12%						0
18%						0
28%						0
Nil rated						0
Exempt						0
TOTAL (IV)	0	0	0	0	0	0
TOTAL (III)	7,19,029.86	0	54,957.96	54,957.96	0	1,09,915.92
Difference	-7,19,029.86	0	-54,957.96	54,957.96	0	-1,09,915.92